



Independent  
Evaluation Office  
GLOBAL ENVIRONMENT FACILITY

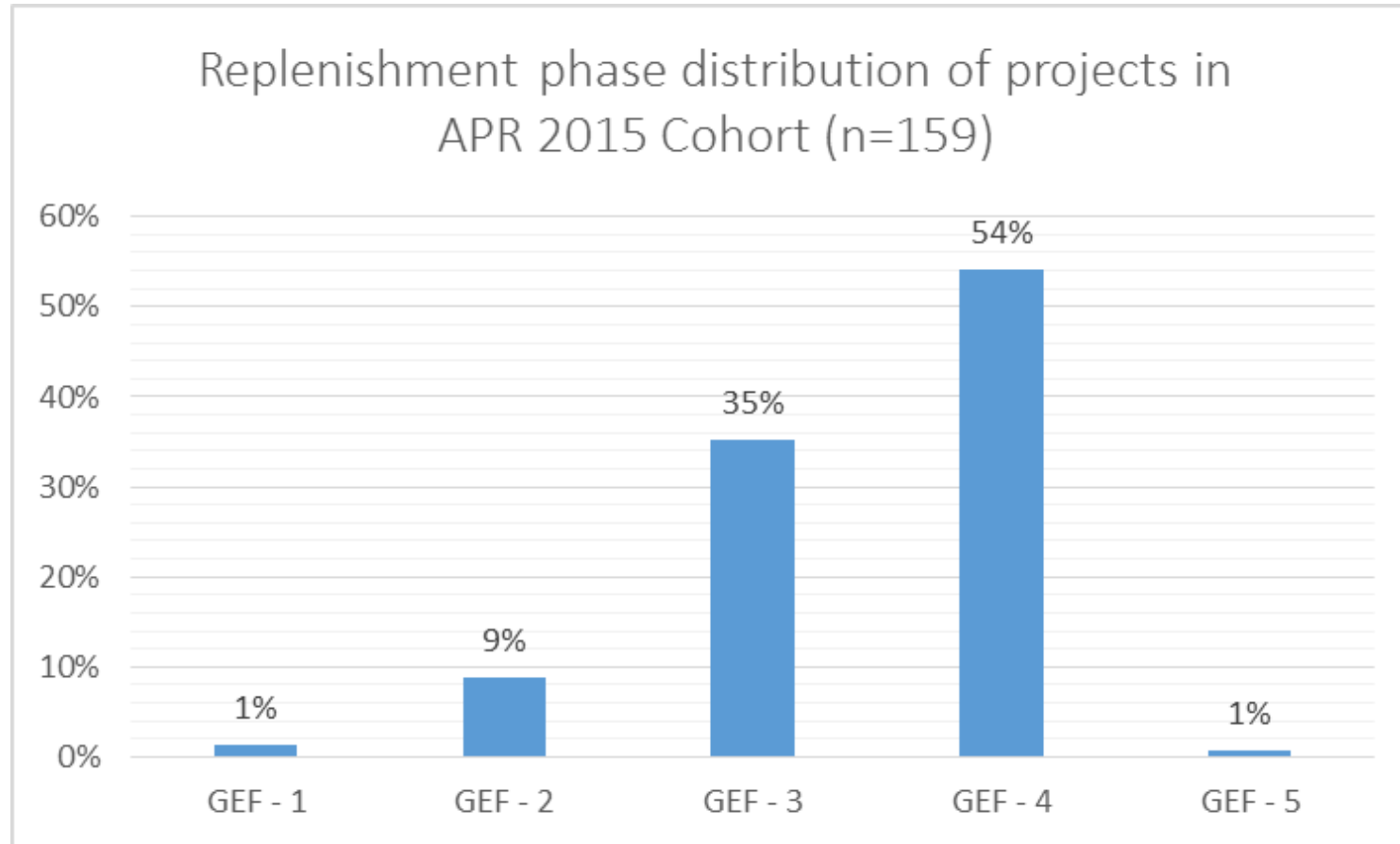
# Annual Performance Report 2015

June 2016

# Background

- Annual Performance Report (APR) provides an overview of -
  - Performance of GEF activities and processes
  - Key factors affecting performance
  - Quality of M&E
  - Management Action Record (MAR)
- Based primarily on terminal evaluations submitted to the GEF IEO
- APR 2015 Cohort: 159 projects, \$0.73 billion in GEF grant, \$3.3 billion in co-financing
- Cumulative: 1,077 projects, \$4.8 billion in GEF grant, \$22.4 billion in co-financing

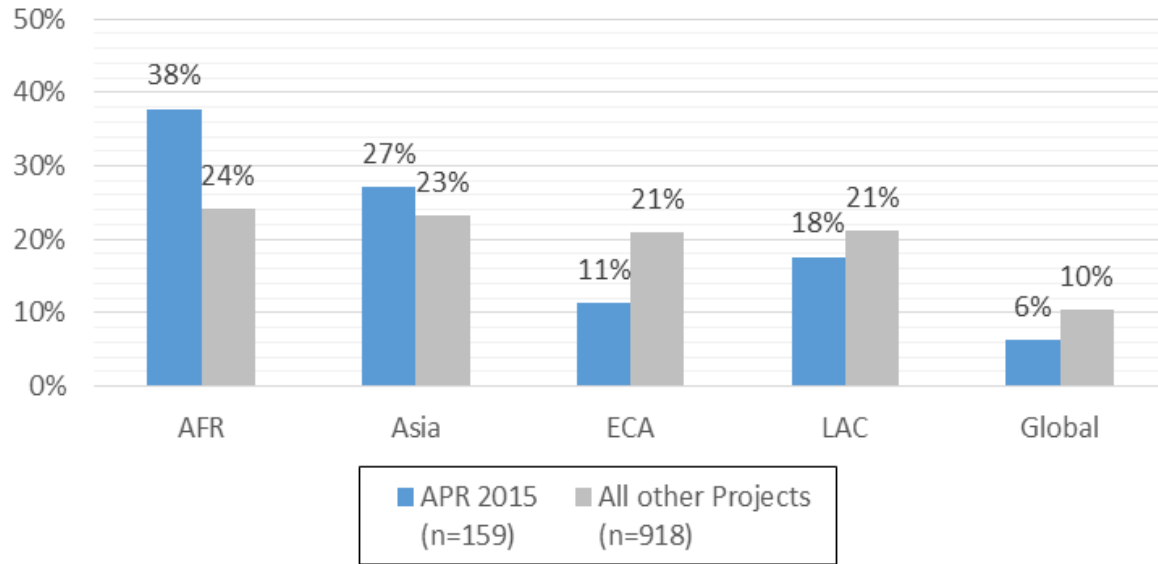
# Coverage APR 2015



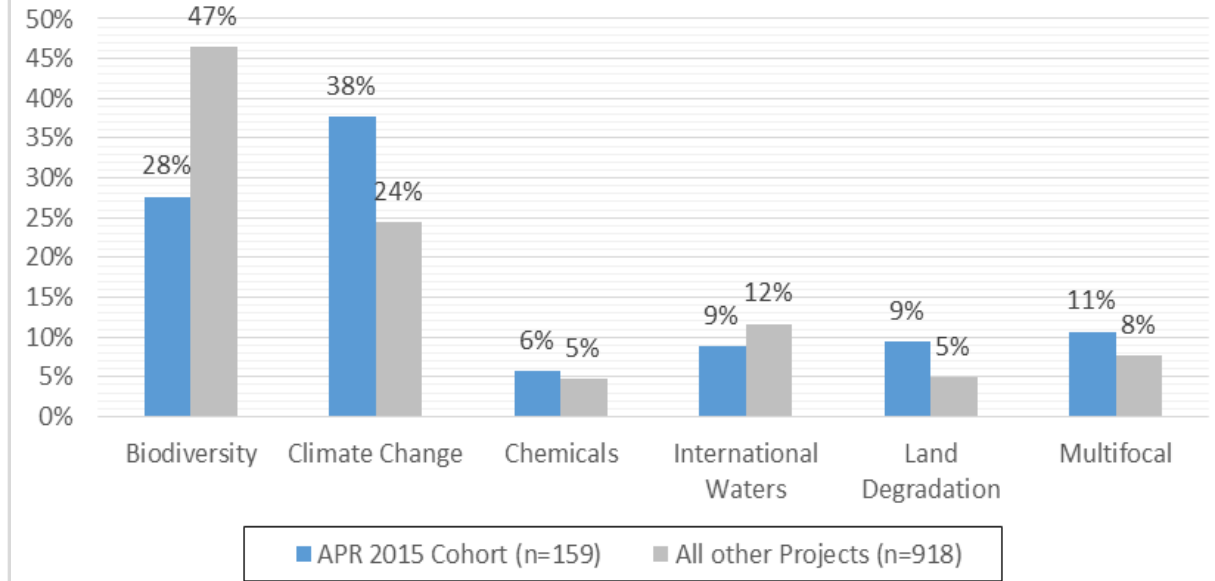
- Most of the projects included in APR2015 cohort were approved in GEF-4 and GEF-3.
- Cumulative coverage of GEF-4 at 29% vis-à-vis GEF-4 approvals

# APR 2015 Project Mix

Regional distribution of projects in APR 2015 cohort compared to all other projects



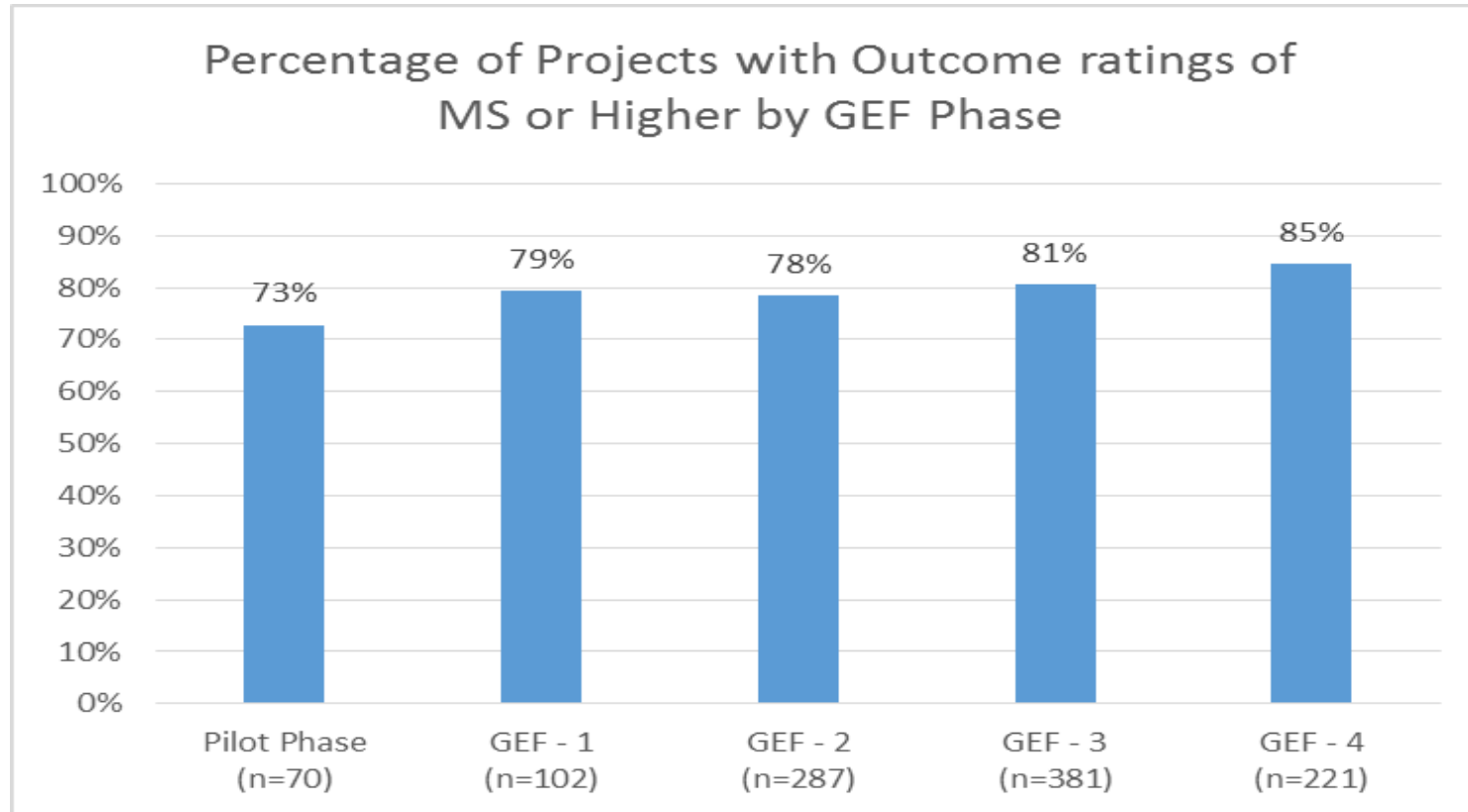
Focal area distribution of projects in APR 2015 cohort compared to all other projects



- Project mix varies year to year
- Africa representation higher, ECA lower
- Climate Change representation higher, Biodiversity lower

# Outcome Ratings

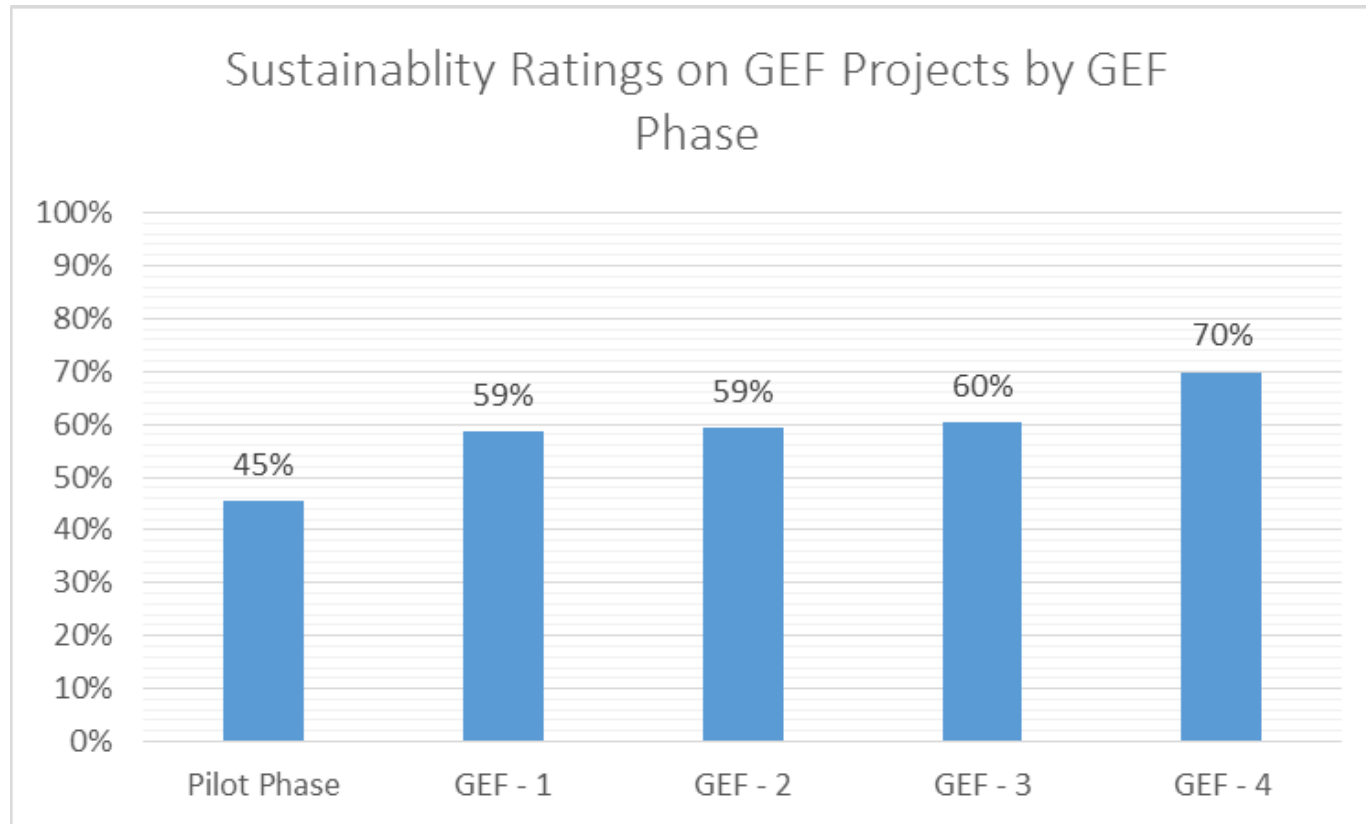
- 75% of Projects in APR 2015 have outcomes of MS or higher, compared to long term average of 80%



- Cumulative data shows stabilizing or slightly improving trend by replenishment period

# Sustainability Ratings

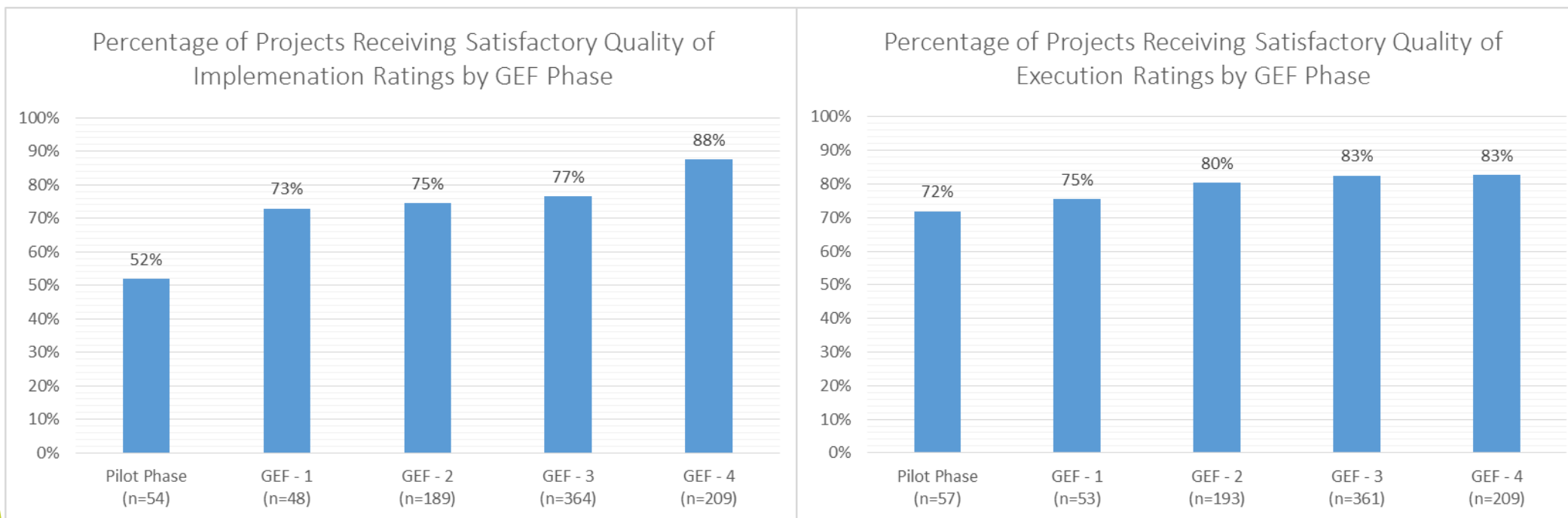
- 67% of projects in the APR 2015 cohort rated ML or higher for sustainability, compared to 61% long term average



- Cumulative trend shows increase in ratings over time

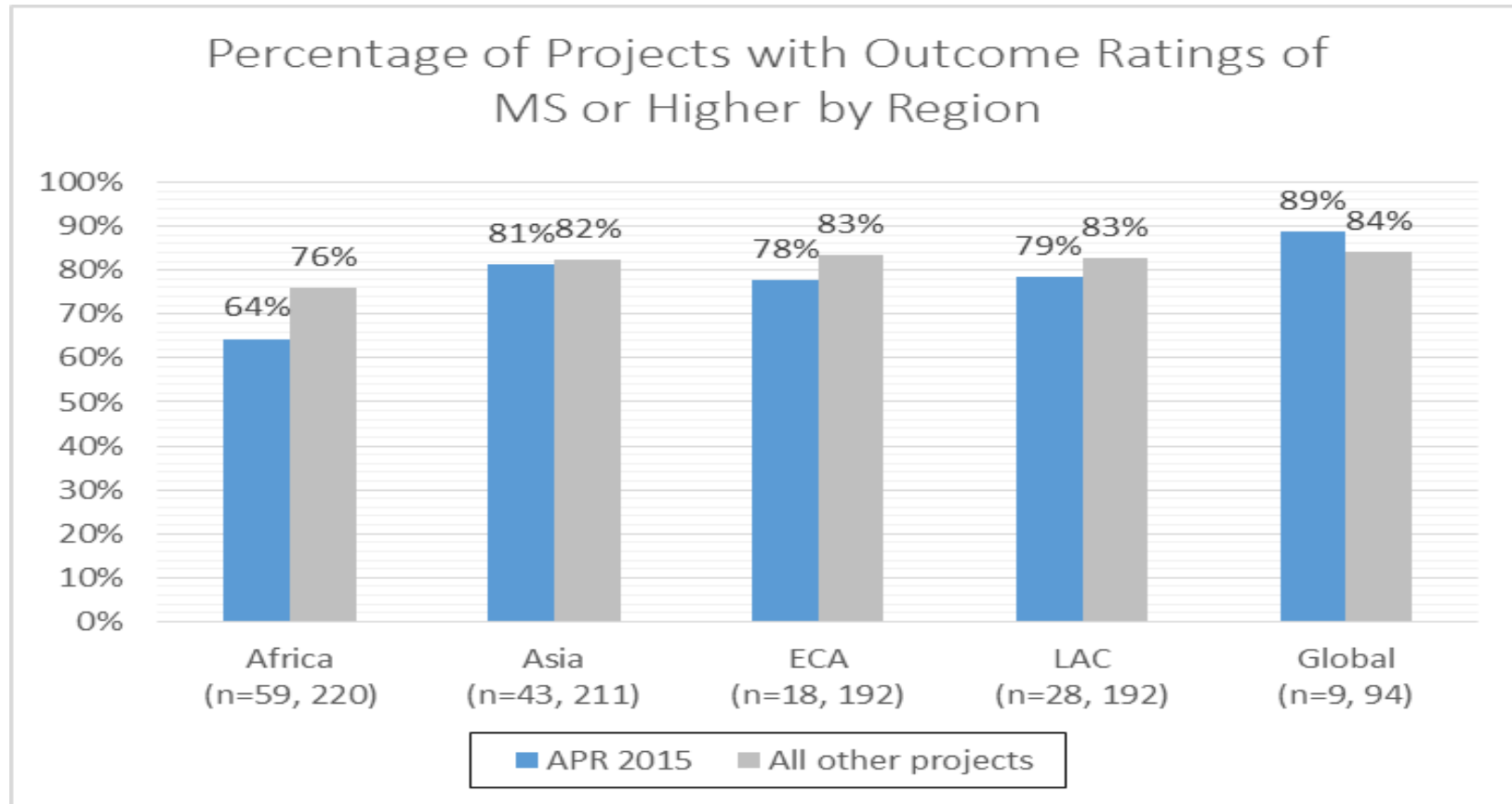
# Quality of Implementation and Execution

- Implementation Quality: 75% of APR 2015 cohort projects in the satisfactory range, compared to long term average of 77%
- Execution Quality: 72% of APR 2015 cohort projects in the satisfactory range, compared to long term average of 81%



- As with outcome ratings, quality of implementation and execution ratings show stabilization or slight upward trend over time

# Outcome Ratings - by Region



- Ratings for projects in Africa lower than other regions
- Ratings for Africa projects in APR 2015 cohort lower than the long term average for the region



# Africa

- Long term averages for Africa region:
  - Outcomes: 73% compared to 82% for all other regions
  - Implementation: 67% compared to 80% all other regions
    - On average projects took 5 months longer in project start up than other regions
  - Execution: 72% compared to 84% for all other regions
  - M&E: Design- 51% compared to 63%, Implementation: 49% compared to 67%

# Africa

- Findings not unique to GEF projects
  - WB long term trends- Africa lower 12%
  - IFAD-West and Central Africa weakest region, Africa lower 10%
- Several reports have noted capacity constraints and other challenges in implementation in the region
  - GEF IEO Country Portfolio Evaluations, WB IEG, IFAD IEO
- By replenishment periods- a broad improving trend in Africa performance ratings

# Analysis of Tracking Tools Findings

- GEF-6 Tracking Tools leaner, better aligned with focal area results framework indicators
  - Number of data fields dropped by 33 percent (from 1504 to 1009).
  - Based on activities common to GEF-5 & GEF-6, data fields reduced by 44%
  - Variation by focal area in reduction
- Biodiversity Tracking Tools
  - The tools are useful in providing quality inputs and contribute to the global knowledgebase
  - Have been streamlined
  - But the number of data fields remains high

# Analysis of Tracking Tools Findings

- Tracking tools for multi-focal areas continue to present a challenge.
  - Some burden has reduced through streamlining focal area tracking tools
  - However, Agencies still complete tracking tools for each focal area in multi-focal projects
- Integrated Approach Pilot (IAP projects) use customized tracking tools. Aggregation of data from IAPs may be a challenge.
- Gaps in compliance, retrieval, storage, and management of tracking tools exist.

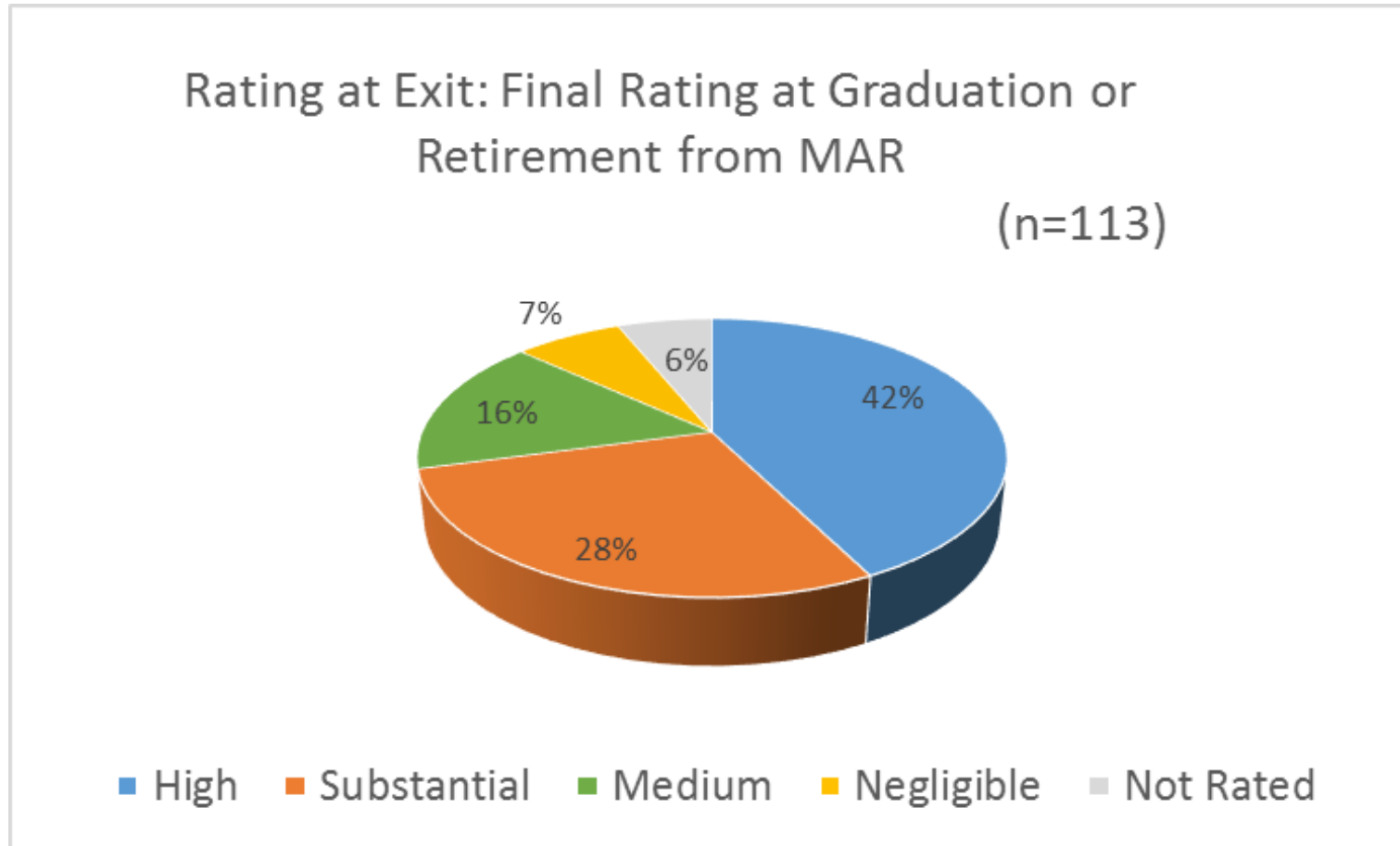
# Management Action Record

- GEF IEO Management Action Record (MAR) tracks level of adoption of GEF Council decisions
  - Provides council a record of its decisions, proposed actions and status of actions related to evaluations
  - Increases accountability of GEF Management regarding Council decisions on M&E
- MARs are available at: <https://www.thegef.org/gef/MARs>

# MAR 2015

- 11 decisions tracked in MAR2015
  - 4 Decisions deferred for later assessment
  - 7 Decisions rated, of which 3 are graduated (1 rated 'High', 2 rated 'Substantial') and 4 will continue to be tracked
- Graduated Decisions of MAR2015
  - High: decision to revitalize SGP Steering committee
  - Substantial: Robust tracking and reporting in South China Sea; GHG emission methodology.

# MAR Cumulative Ratings at Exit



- 70% of the tracked Council Decisions were assessed to have been adopted at substantial or high level at exit.

# Recommendation

- *The GEF needs to reassess its approach to tracking tools for GEF-7. It should also assess the burden and utility of its biodiversity tracking tools and of other alternatives.*





Thank you!

For more information, visit [www.gefieo.org](http://www.gefieo.org)