



Independent
Evaluation Office
GLOBAL ENVIRONMENT FACILITY

Enhancing global environmental benefits
through excellence in evaluation



Independent
Evaluation Office
GLOBAL ENVIRONMENT FACILITY



Independent
Evaluation Office
GLOBAL ENVIRONMENT FACILITY

Semi-Annual Evaluation Report

May 2017

Outline

- 1 Findings from completed thematic evaluations
- 2 Cross-cutting areas
- 3 OPS 6 status
- 4 Knowledge management



Independent
Evaluation Office
GLOBAL ENVIRONMENT FACILITY

SECTION 1

Completed thematic evaluations

PORTFOLIO

Programmatic approaches

\$1,486 million

38 programs

301 child projects

Most programs are regional or global, child projects are country focused



Most programs are multi-agency, child projects are single agency

Most child projects financing delivered through multifocal programs

FINDINGS

Programmatic approaches



Perform better than standalone projects, except in complex programs



Designed for long term, not yet showing results



Programs address environmental drivers



Improved program/child coherence

FINDINGS

Programmatic approaches



Program ownership linked to degree of alignment with country priorities



Cost-effectiveness and efficiency declined with increased complexity



Better M&E design, but M&E implementation still challenging

RECOMMENDATIONS

Programmatic approaches



Ensure programs are equipped to address their complexity



Ensure alignment of programs with country priorities



Measure program performance, not just projects

PORTFOLIO PERFORMANCE

Private sector portfolio

Non-grant portfolio

Satisfactory

Outcomes 80%

Sustainability 61%

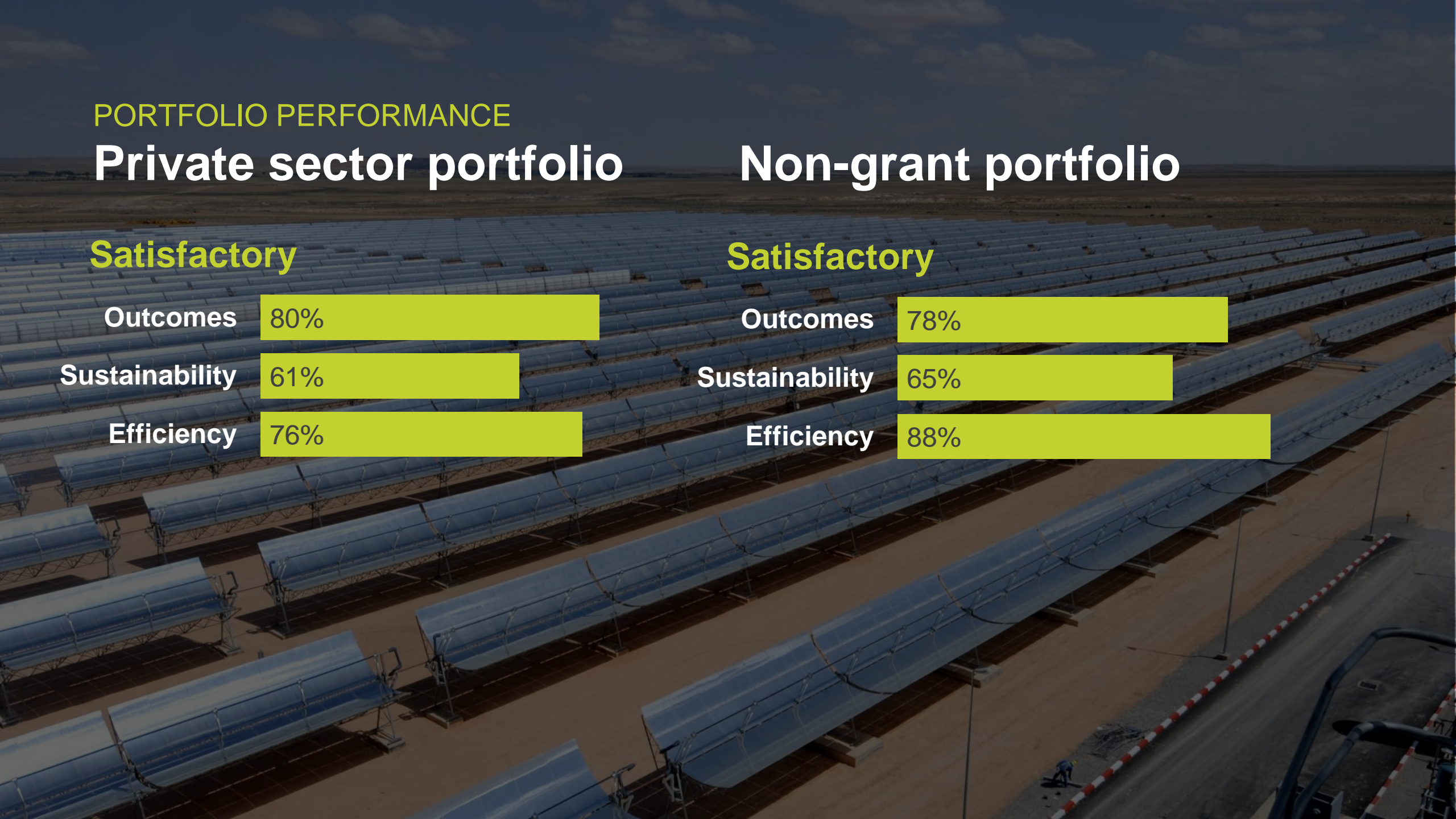
Efficiency 76%

Satisfactory

Outcomes 78%

Sustainability 65%


Efficiency 88%



FINDINGS

Non-grant portfolio

91 projects
\$732.6 million
in GEF investments



High co-financing
ratio of **10:1**
(vs 6:1 overall)



Technical
Assistance plays a
significant role in
most non-grant
projects



Reflows and
requirement for
returns



Range of non-
grant instruments
is needed

FINDINGS

Private sector programs


460 projects
\$2,5 million
in GEF investments



High co-financing
ratio of **8:1**
(vs 6:1 overall)



Engages with wide
variety of for-profit
entities



Operational
restrictions constrain
engagement



Climate change
investments
feature heavily

STRATEGY AND PERFORMANCE

Chemicals and waste

GEF-3

POP
ODS

GEF-4

+Sound chemicals
management

GEF-5

Chemicals
strategy
+Mercury

GEF-6

Chemicals and
Waste Focal
area

Satisfactory



Factors behind success in POPs



**Strong government
ownership**



**Private sector commitment
(incl. co-financing)**

RECOMMENDATIONS

Chemicals and waste



Better planning towards scaling up and sustainability



More support for broad-based regulatory reform and sector-wide approaches



Better tracking tools, terminal results and consistent M&E resources



Ozone depletion programs have a new relevance



Better communication between GEF partners



PORTFOLIO

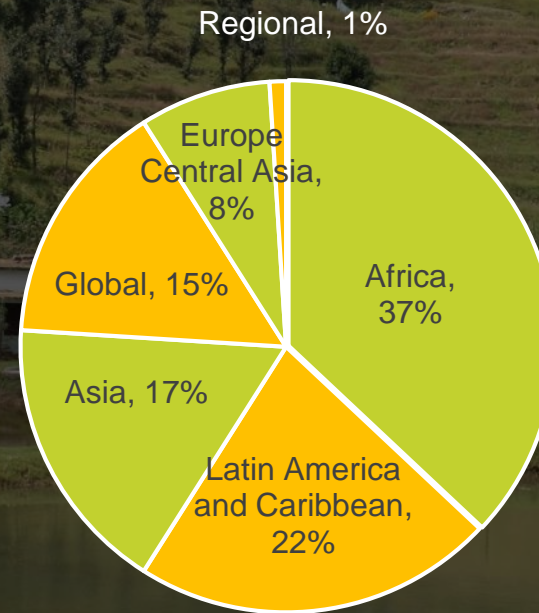
Land degradation

\$1:1.08

\$3.364 billion

**618 projects
with an LD
component
(58% multifocal)**

**Cofinancing
6.7:1**



**Shift towards
integrated
landscapes**

FINDINGS

Land degradation



Lag time of
4.5 to 5.5 years
for impacts to be
observed



Access to electricity
associated with
higher impact




Higher impact
observed in areas with
poor initial conditions

RECOMMENDATIONS

Land degradation



Assess climate risks and design responses



Consider complex contextual factors within an integrated approach framework



Implement land degradation neutrality with an appropriate mix of interventions



Strengthen M&E tools, knowledge dissemination



Independent
Evaluation Office
GLOBAL ENVIRONMENT FACILITY

SECTION 2

Cross-cutting areas

FINDINGS

Legal and regulatory reform

Unrealistic expectations



Often necessary, not always sufficient



Wide range of activities to support governments



Many factors influence implementation and success



Limited follow-up and evaluation of impacts

EXAMPLES

Transformational change

4 criteria:

- ✓ Relevant
- ✓ Deep/Systemic
- ✓ Large-scale
- ✓ Sustainable

Uruguay

Wind power
2008: 0%
2016: 33%

Africa

1.3 mln – quality
solar lanterns;
Private market
transformed

Amazon

13.2 mln ha –
strict protection

10.8 mln ha –
sustainable use

China

Wind power
2005: 1.3 GW
2015: 129.3 GW

Namibia

98% PAs improved

Doubled # of wild
dogs, leopards,
cheetahs, lions
(2004-12)

156 projects - nominated and screened
30 cases (49 projects) – first review round
13 cases (29 projects) – second review round
8 cases (13 projects) - selected

SO WHAT?

Transformational change

LESSONS

- ✓ Level of ambition
- ✓ Effective transformational mechanism
- ✓ Quality of implementation and execution
- ✓ Harnessing market forces
- ✓ May be achieved by projects of different size

RECOMMENDATION

Develop and apply a framework for ex-ante assessments of projects/ programs that are intended to be transformational

A man in a blue shirt and glasses is measuring a tree trunk with a diameter tape. The background is a forest with green foliage. The text is overlaid on the left side of the image.

FINDINGS

Results-based management

Plays a strong role in supporting reporting, accountability and communications

GEF has not articulated clear theories of change for its programs

GEF is still tracking too many indicators

Gaps in the submission and availability of tracking tools, quality of info is often poor

Project Management Information System has not kept pace

RECOMMENDATIONS

Results-based management



Update the GEF RBM framework



Upgrade the PMIS to facilitate reporting on achievement of targets



Address the shortcomings of the focal area tracking tools

FINDINGS

Safeguard policies



Catalytic role in many GEF agencies



Identified a range of environmental and social risks in the GEF 6 Portfolio



Gaps in the GEF Minimum Standards



Less-developed experience in safeguard implementation and monitoring in some agencies



Unsystematic tracking system means limited info on risks

RECOMMENDATIONS

Safeguard policies



Review the GEF
Minimum Standards



Improve safeguards
monitoring and reporting



Support capacity development, expert
convening, and communications

FINDINGS
Gender



**Modest
improvements**



**Gender analysis
= higher gender
ratings**



**Policy does not provide
a clear framework**



FINDINGS

Gender



**Institutional capacity
is insufficient**



**GEF Gender
Partnership is slowly
developing into a
relevant and effective
platform**



**GEAP has been a relevant
and effective framework
for policy implementation**

RECOMMENDATIONS

Gender



**Consider a revision
of the policy**



**Develop an action
plan for GEF-7**



**Resource these efforts
adequately**



Independent
Evaluation Office
GLOBAL ENVIRONMENT FACILITY

SECTION 3

OPS6 Update

El Salvador

May

June

July

August

September

Focal Area Studies

- Climate change
- Biodiversity

Mainstreaming / Cross cutting

- Review of the Indigenous Peoples Policy
- Review of the Resource Allocation System STAR

Performance and Impacts

- Project-Level Accomplishments/ Progress toward Impact
- Evaluation of Integrated Approach Pilots
- Evaluation of the Global Wildlife Program

Institutional Issues

- Evaluation of the Knowledge Management System
- Evaluation of the Multiple Benefits of GEF Support through Its Multifocal Area Portfolio
- Review of the Comparative Advantage, Financing, and Governance of the GEF Partnership

● Full OPS6 report



Independent
Evaluation Office
GLOBAL ENVIRONMENT FACILITY

SECTION 4

Knowledge management

UPDATE Knowledge management

OPS6 Evaluation Briefs



Evaluation of Programmatic Approaches in the GEF - Brief



Climate Change Focal Area Study - Brief



Impact Evaluation of GEF Support to Protected Areas and Protected Area Systems - Brief



Review of the GEF Approach to Results-Based Management - Brief



Sixth Comprehensive Evaluation of the GEF: Update and Synthesis - Brief



Review of the Comparative Advantage, Financing, and Governance of the GEF Partnership - Brief



Evaluation of the GEF - Civil Society Organization (CSO) Network - Brief



Joint GEF-UNDP Evaluation of the Small Grants Programme (SGP) - Brief



Evaluation of the Multiple Benefits of GEF Support - Brief



The GEF Nongrant Instrument - Brief



A Value for Money Analysis of GEF Interventions in Land Degradation and Biodiversity - Brief



Land Degradation Focal Area (LDFA) Study - Brief



GEF Engagement with the Private Sector - Brief



Measuring Environmental Outcomes Using Remote Sensing and Geospatial Methods - Brief



Project-Level Accomplishments - Brief



Program Evaluation of the Least Developed Countries Fund (LDCF) - Brief



International Waters Focal Area Study 2016 - Brief



Program Evaluation of the Special Climate Change Fund (SCCF) - Brief



Review of the GEF Agency Minimum Standards on Environmental and Social Safeguards - Brief



Chemicals and Waste (CW) Focal Area Study - Brief



Evaluation of the Expansion of the GEF Partnership - Brief



Transformational Engagements - Brief



Impact of GEF Support on National Environmental Laws and Policies in Selected Countries - Brief

GEF IEO website
23 briefs
for first
replenishment

UPDATE

Knowledge management

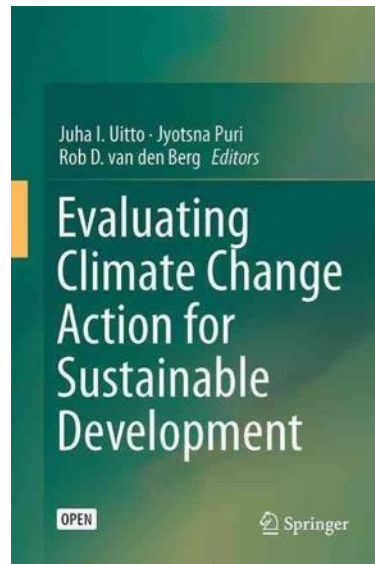
Events



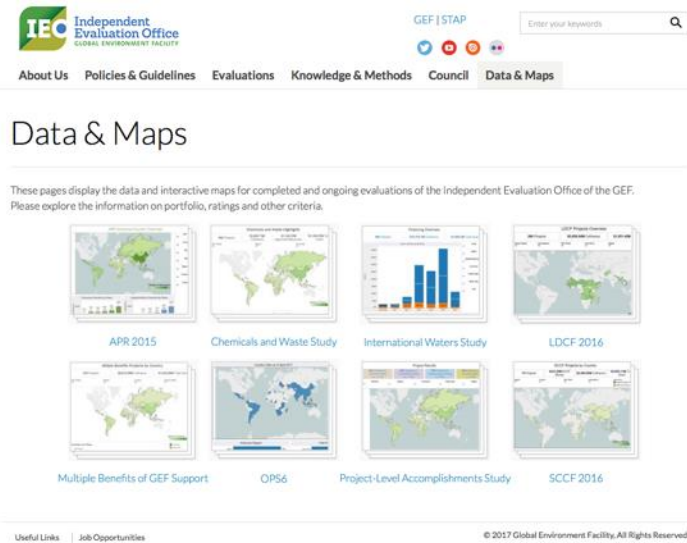
Evaluation
Co-operation
Group



Publications



Website



Climate-Eval



Expanded Constituency Workshops





Independent
Evaluation Office
GLOBAL ENVIRONMENT FACILITY

Semi-Annual Evaluation Report

May 2017



Recommended Council Decisions

The Council, having reviewed the “Semi-Annual Evaluation Report of the GEF Independent Evaluation Office: May 2017,” endorses the recommendations of the evaluations.