



Global Environment Facility

GEF/ME/C.25/Inf.4
May 5, 2005

GEF Council
June 3-8, 2005

PROJECT IMPLEMENTATION REVIEW 2004 OVERVIEW REPORT-WORLD BANK

(Prepared by the World Bank)

***WORLD BANK GROUP – GLOBAL
ENVIRONMENT FACILITY***

***PROJECT IMPLEMENTATION REVIEW
FY04: OVERVIEW REPORT***

1. Portfolio Overview

The World Bank Group's GEF approved portfolio¹ continued its steady growth during FY04, increasing by 13% over FY03, thereby maintaining the more than 12% annual growth rate since 1991. At the end of FY04, the portfolio comprised 261 full sized (FSP) and 92 medium-sized (MSP) projects with grant commitments of US\$2.6 billion and US\$72 million respectively, as well as 37 enabling activities (US\$14.6 million). These represent total GEF Grant commitments of US\$2.67 billion that are associated with an additional US\$12.6 billion in cofinancing.

During FY04, the GEF Council approved 34 new FSPs, which is an increase over the four year average of 26. In sum, during the past four years the number of FSPs increased by 62% while the number of MSPs more than doubled. Correspondingly, GEF grant commitments increased by 37% for FSPs and by 94% for MSPs. The average FSP grant has been trending downwards, but after falling significantly to \$6.2 million in FY02, well below the ten year average of \$10.3 million, for the second consecutive year it remained fairly robust at \$9.1 million. On the other hand, the growth in medium-sized GEF grant commitments continued to trend downwards, increasing from FY03 by 11%, which is a significant fall compared with 25% from FY02 to FY03 and 30% from FY01 to FY02.

The distribution of the portfolio by focal area is shown in Figure 1a for FSPs and in Figure 1b for MSPs. To date US\$1.05 billion in GEF grants together with US\$7.9 billion in cofinancing, have been committed to the Climate Change Focal Area, which continues to have the largest share of commitments (40%), a relatively stable proportion over the past four years. The share of biodiversity, with \$933 million in grant commitments associated with US\$2.5 billion in cofinancing, continues to trend slightly downwards, falling to 36%, which is a fall of one percentage point per year since F01. Although the number of projects is increasing, average grant size is declining. On the other hand, the share of Multi-Focal Area has increased from 2% to 6% over the past four years, and International Waters grew from 10% to 13% during the period. The MSP portfolio continues to be dominated by Biodiversity projects, showing little change in distribution among focal areas during the past four years.

¹ All projects approved by the GEF Council through FY04.

Figure 1.a
 GEF Approved Portfolio for Full Sized Projects by Focal Area
 (by GEF Amount ~ Total GEF Amount = \$2,602.22 mil)

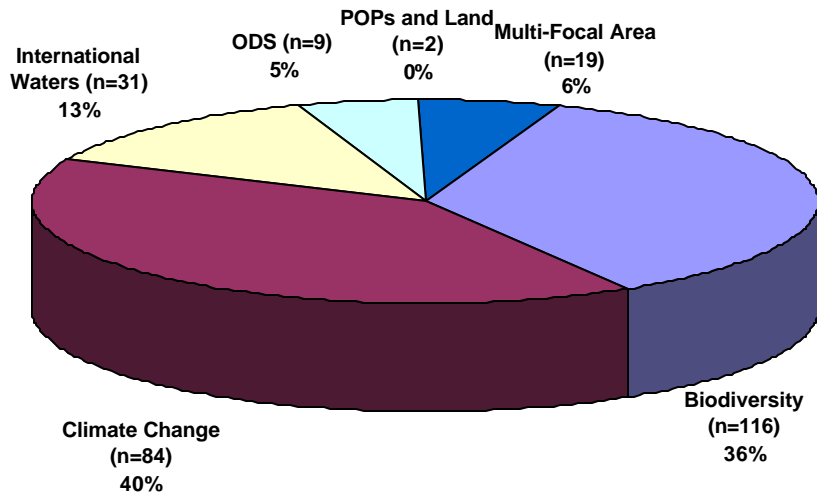
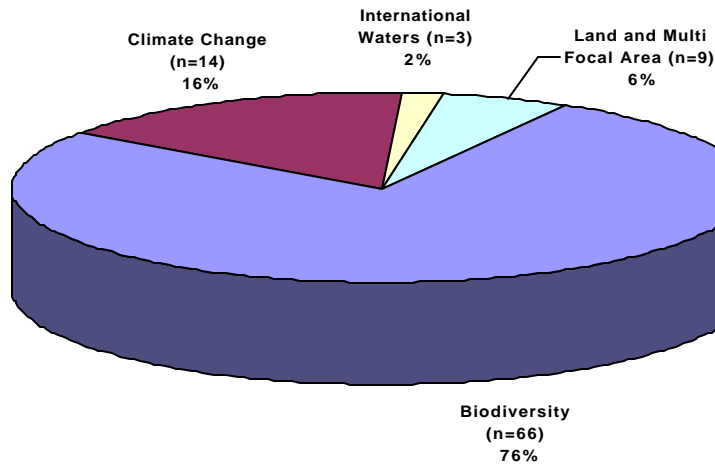


Figure 1.b
 GEF Approved Portfolio for Medium Sized Projects by Focal Area
 (by GEF Amount ~ Total GEF Amount = \$72.74 mil)



Figures 2a and 2b present the geographical distribution of the FSP and MSP portfolio respectively.² There have been minor changes in FSP distribution during the past four years. LCR continues to have the highest share of commitments (26%) followed by EAP (20%), ECA (18%) and AFR (16%). Average project size, however, is smallest in LCR and highest in ECA. For MSPs the most noticeable trend is a sharp fall in LCR's share to 36% this year after being at 43% on average in the past four years, while the EAP share has risen by seven percentage points during the same period.

² IFC is included in this distribution although its projects are located in different Regions.

Figure 2.a
 GEF Approved Portfolio for Full Sized Projects by Regions
 (by GEF Amount ~ Total GEF Amount = \$2,602.22 mil)

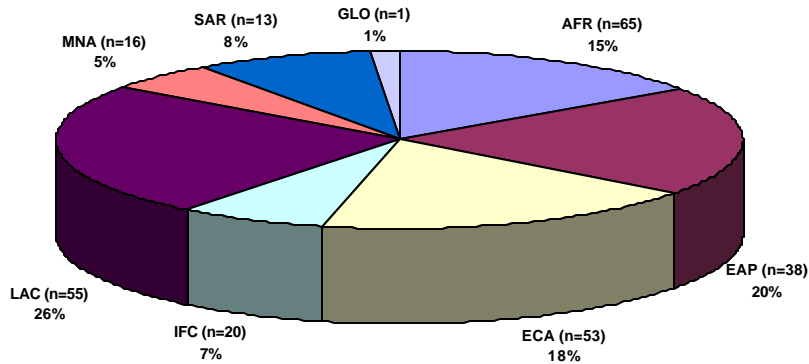
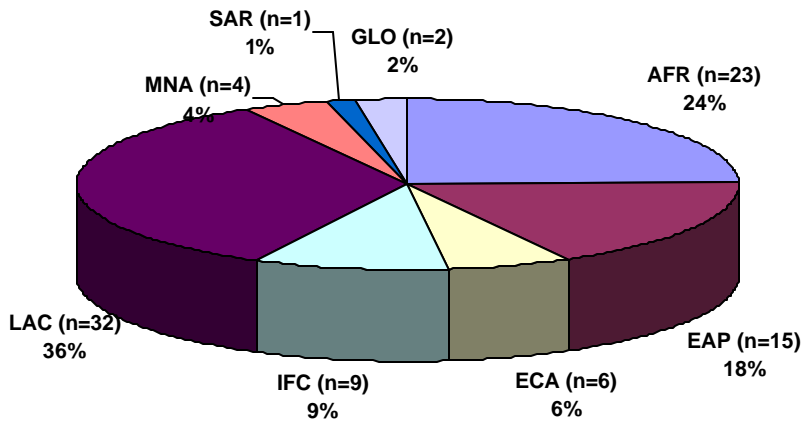


Figure 2.b
 GEF Approved Portfolio for Medium Sized Projects by Regions
 (by GEF Amount ~ Total GEF Amount = \$72.74 mil)



The Bank's active portfolio³ in FY04 included 213 projects (149 FSPs and 64 MSPs) with total GEF Grant commitments of US\$1.43 billion. This was an increase of 5.6% over FY03 compared with 3.4% in the previous year. The active portfolio changes at a different rate to the GEF approved portfolio because it is defined by the pattern of entries and exists in any given year. In **FY04 Bank Management approved the highest number of FSPs (31) in any single year since 1991**, while 12 MSPs were approved by Regional Management. Thirteen FSPs and 10 MSPs became effective. Twenty one projects exited the portfolio, fifteen FSPs and six MSPs, resulting in a net increase of 22, compared with 10 in FY03.

³ All projects approved by the GEF Council and Bank Management through FY04, excluding those cancelled.

2. Portfolio Performance

The Bank uses 11 indicators to measure portfolio performance. These are discussed in each section below. Because of the relatively small number of cases in each year, which increases the likelihood of annual variations, two yearly averages are used in assessing trends. This small universe also makes disaggregated statistical analysis less robust, for example at the regional or focal area level. Table 1 presents a summary of these indicators.

Achievement of Outcomes

OED defines outcomes as the extent to which the project's major relevant objectives were achieved, or are expected to be achieved, efficiently. Based on OED evaluations of outcomes 72% of GEF projects (25 exits) for FY03-04 were rated moderately satisfactory or higher, compared with 73% for FY01-02 (15 exits). In comparison, the OED average rating of at least satisfactory outcomes ⁴for environment sector projects Bankwide for the three years FY01-03 was 71% and over a longer period, 1991 to 2003, it was 66%. Among Focal Areas, for FY03-04, both climate change projects (five of seven) and biodiversity projects (ten of fourteen) had similar proportions (71%) rated at least moderately satisfactory for outcome while two of four IW projects had this rating. By Region, Africa had the best result with seven of eight projects at least moderately satisfactory, while the lowest average was in EAP with two out of five projects rated at least satisfactory.

The net disconnect ratio was zero, meaning that there was no difference between the percentage of projects rated unsatisfactory by OED and those rated unsatisfactory by the regions in the final PSRs. However, there is no rating for moderately satisfactory in ICRs, and there is no ratio for capturing this difference.

For example, six projects in FY04 were rated satisfactory or highly satisfactory in the ICR by the Regions but rated moderately satisfactory by OED. These were: Mozambique Transfrontier Conservation Areas; Cameroon Biodiversity Conservation; Regional West Africa GEPRENAF; Mexico Protected Areas Program; OECS solid Waste Management Project; and Lithuania Klaipeda Geothermal. For FY01-02, four of the 11 projects rated satisfactory by the Regions, were rated moderately satisfactory by OED. Where a project had multiple objectives the result was that only some of them were fully achieved. Typical of this case was the Mexico Protected Areas Project which had four objectives. Two were rated highly satisfactory, (strengthening protected area management and establishment of sustainable financing mechanisms). The third objective was rated non evaluable (local participation, because data were not available to substantiate the claimed outcome), and the fourth was rated unsatisfactory (implementing conservation programs in biosphere reserves). The Region had a long debate with OED on whether the total OED rating of moderately satisfactory is an accurate reflection of the overall outcome.

⁴ OED does not report the averages for moderately satisfactory.

In other cases there was a single objective but only some dimensions were achieved such as institutional and financial but other aspects such as social outcomes were not achieved. For example, the Cameroon Biodiversity Conservation Project had considerable achievements but implementation was delayed due to the size and complexity of the project; there was limited M&E; and counterpart funding was a problem. The Mozambique Trasfrontier Conservation Project achieved its policy and institutional development objectives but not the establishment of community based natural resources management.

It is not clear why GEF projects should display more of these characteristics than IBRD-IDA projects apart from random variation due to the small number of cases in each year. For example, between FY00 and FY04 there was little difference in OED's rating of performance at entry or performance in supervision between the GEF portfolio and the Bankwide portfolio. Indeed, the GEF portfolio has consistently performed slightly better on quality at entry according to QAG studies. In terms of project complexity, six of eight freestanding projects had less than satisfactory outcomes compared with four out of six fully blended projects, so there was no difference in this aspect either.

The complex interrelated issues addressed by GEF projects (even freestanding ones) appear to be the main systemic issues affecting outcome. These include global – national environment linkages, local livelihood benefits and the enabling framework (institutional, social and policy).

Table 1
Summary of Key Portfolio Performance Indicator⁵s

Indicator	GEF FY01-02	GEF FY03-04	Bankwide Environment ⁶	GEF Average FY01 – FY04
OED Satisfactory Outcomes ⁷	73	72	71	74
Net Disconnect	0	0	8	0
Sustainability Likely or Highly Likely	80	58	73	69
Projects at Risk	8.5	13	14	11
Commitment at Risk	11	4	14	
Realism	93	89	88	91
Proactivity	94	76	83	80
Elapsed Time: Council to Bank Management Approval	525	490	na	508
Elapsed Time: Bank Management Approval to Effectiveness	214	199	na	206
Satisfactory Achievement of Global Environment Objectives	94	95	nr	95
At least satisfactory Implementation Progress	89	89	nr	89

⁵ All figures are percentages except elapsed times which are in days.

⁶ Bankwide data on Outcomes and Sustainability are from OED for FY01-03. Bankwide data on net disconnect and other indices are from QAG for the FY04 portfolio based on analysis of 42% of projects.

⁷ GEF averages are moderately satisfactory and higher, Bankwide averages are at least satisfactory.

Sustainability

According to OED, sustainability reflects the resiliency to risks of a project as measured by the likelihood that its estimated net benefits will be maintained or exceeded over the project's intended useful life. The rating for likely or highly likely sustainability was 58% for GEF projects in FY03-04, compared with 80% for FY01 to 02. However, the four year average (FY01-FY04) of 69% was slightly less than OED's average of 73% for environment projects over the three years, FY01 to 03. By comparison, the Bankwide averages since 1991 for projects in related sectors were: Environment 67%, Rural 44%, and Energy 57%⁸.

The most common threat to sustainability was the lack of adequate long term financing in the absence of donor funding, a problem which is likely to be also associated with IBRD/IDA projects. For biodiversity projects, securing sustainable financing for protected areas still remains a challenge. Weak institutional frameworks despite capacity building efforts within projects also threatened sustainability and in many cases there were fragile linkages between global environmental objectives and national or sector development priorities. Finally, limited country ownership also reduces the likelihood of sustainability.

Projects at Risk

The Bank's Quality Assurance Group (QAG) defines projects at risk as those projects at risk of not meeting their development objectives. These include actual problems projects, which are those for which Implementation Progress (IP) is unsatisfactory and/or the Global Environment Objectives (GEO) are not likely to be achieved. They also include potential problem projects, which are those Projects which are rated satisfactory on IP and GEO but have other risk factors historically associated with unsatisfactory outcomes. The projects at risk are listed in Table 2 below.

For FY03-04, 13% of projects were at risk compared with 8.5% in FY01-02 and 14% Bankwide for environment projects. By Region, Africa had the highest proportion of projects at risk, 32%, followed by ECA and LCR, 21% each, while EAP and MNA had 10.5% each.

Up to FY03, the health of the GEF portfolio had improved steadily since 1998 when nearly 25% of projects were at risk, leveling off at around 10% over a four year period (See Figure 3 below). However, there has been an increase to 13% during FY03-04. The most recent data from QAG reported 16% of projects at risk Bank wide, 14% for the ESSD Network, and 13% for Energy and Mining. All regions except EAP and to some extent LCR, experienced a reversal from the fall in risk ratings. The riskiness in EAP had increased sharply in FY02 due to the Asian economic crisis while it increased in LCR due to the economic crisis there in FY03 but in both Regions has now declined. Similar to last year's trend a much higher level of risk was associated with blended projects (23%) than with freestanding ones (11%), which is a surprising outcome, given the main

⁸ Information obtained from OED's website and refers to projects falling under the ESSD network except in the case of net disconnect which is the overall Bankwide portfolio.

issues associated with this trend. Country record⁹ was by far the most significant flag affecting 45 projects across all regions, but significantly more so in the case of blended projects, although this flag is not project specific. Procurement and country environment were far less significant affecting 16 and 13 projects respectively overall.

Table 2
Projects at Risk

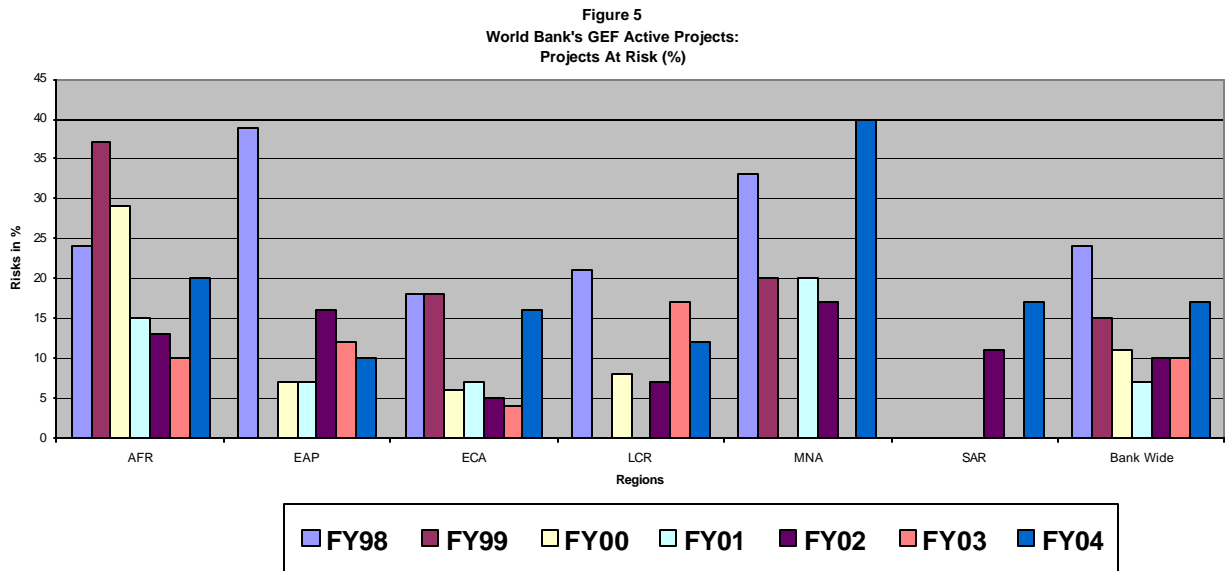
Project At Risk			
Regio	Country	Project Name	06/2004
AFR	Cape Verde	CV ENERGY/WATER PROJECT	1
AFR	Ghana	Ghana:GEF- Northern Savanna	1
AFR	Guinea	Guinea: Decentralized Rural Electrificat	1
AFR	Kenya	Lake Victoria Env. Proj. (GEF)	1
AFR	Malawi	Mulanje Mt. Biodiversity Conservation Pr	1
AFR	Nigeria	NG Local Empowerment & Envir.Mgmt.	1
EAP	Papua New C	PNG-FORESTRY AND CONSERVATION PROJ.	1
EAP	Philippines	PH-Metro Manila Urban Transport	1
ECA	Georgia	PROT AREAS DEV (GEF)	1
ECA	Poland	GEO THERM DH & ENV (PODHALE)	1
ECA	Turkey	BIODIV/NTRL RES MGMT (GEF)	1
ECA	Ukraine	AZOV-BLK SEA CORR BIODIV CONSV (GEF)	1
LCR	Argentina	AR RENEW.ENERGY R.MKTS	1
LCR	Argentina	GEF AR-Marn.Poll.Prevention	1
LCR	Ecuador	EC Power&Comm.Sect Moderniz.&Rural Servi	1
LCR	Mexico	GEF MX-MESO AMERICAN CORRIDOR	1
MNA	Tunisia	TN-Protected Areas Management Project	1
MNA	Egypt, Arab I	Egypt Second Matruh Resource Mgmt. Proj.	1
SAR	India	REN EGY II	1

Comparing the proportion of projects at risk (87%) with OED's assessments of outcome of 72% at least moderately satisfactory suggests some under-recording of risks.

The realism index is defined by QAG as the ratio of actual problem projects to total projects at risk. The realism index for FY03-04 was 89% compared with 93% FOR fy02-03 showing a fairly high ratio of actual problem projects to projects at risk. The proactivity index is defined as the proportion of projects rated as actual problem projects twelve months earlier that have been upgraded, restructured, suspended, closed, partially

⁹ Where net commitments associated with unsatisfactory outcomes represent more than 41% of commitments for completed projects over the previous five years.

or fully canceled, or located in a *post-conflict* country with a Board-approved transition strategy. For FY03-04 the proactivity index fell to 76% compared with 94% for the two previous years, also lower than the Bankwide average for environment projects, which was 83%, which means that greater attention to adaptive management is required..



Progress towards Achievement of Global Objectives

The overall ratings for progress towards achievement of global objectives was 95% in FY03-04 compared with 94% in FY01-0, but these results are overoptimistic when viewed against the projects at risk analysis above together with the ratings of outcomes at project exit. By Region 47% of IFC projects were rated less than satisfactory, compared with 42% in FY03, while on a relatively small number, MNA had a 29% less than satisfactory rate. By Focal Area there was little difference in the distribution. For the Bank wide portfolio at the end of FY04, QAG reported an average of 14% less than satisfactory rating on Development Objectives in PSRs. There continues to be much room for improvement in the realism of ratings in the PSR.

Implementation Progress

The overall ratings for implementation progress have remained remarkably stable at 89% for the past three years and very little changed in the past eight years. As observed above for progress towards achievement of global objectives, IFC and MNA had the lowest ratings, but ECA also has a less than average outcome, 17% less than satisfactory. However, this might simply reflect greater realism on the part of ECA task teams.

Table 3
Summary Ratings

Summary of Ratings by Implementation Progress and Development/Global Objective

Rating	FY97 (49)*	FY98 (62)	FY99 (56)	FY00 (84)	FY01 (96)	FY02 (125)	FY03 (130)	FY04 (158)
Development/Global Objective								
Highly Satisfactory	28	18	16	17	12	12	9	9
Satisfactory	65	74	80	76	83	80	84	87
Partially Satisfactory					1	2		
Unsatisfactory	6	8	4	7	4	7	7	4
Highly Unsatisfactory								
Total	100	100	100	100	100	100	100	100
Implementation Progress								
Highly Satisfactory	20	18	12	12	14	14	10	10
Satisfactory	67	66	79	77	77	75	79	79
Partially Satisfactory					1	2		
Unsatisfactory	12	16	9	11	8	10	10	11
Highly Unsatisfactory							1	
Total	100	100	100	100	100	100	100	100

*Figures in () are the number of projects

Table 4
Ratings by Region for FY04

Region	Number of Projects	GEF Amount (US\$ mil)	Global/Development Objectives %				Implementation Progress %				
			HS	S	PS	U	HS	S	PS	U	HU
AFR*	30	182.34	3%	90%		3%	0	87%		7%	
EAP	25	212.70	4%	92%		4%	8%	84%		8%	
ECA	24	210.58	4%	92%		4%	8%	75%		17%	
IFC	13	130.37	15%	38%	39%	8%	31%	38%	23%	8%	
Global	2	25.80		100%				100%			
LCR	46	314.00	17%	80%		2%	13%	76%		11%	
MNA	7	27.66	0	71%		29%	0	71%		29%	
SAR	7	60.85	0	100%		0	0	86%		14%	

Elapsed Time between Project Processing Steps

From GEF Council Approval to Bank Management Approval.

For FY03-04 the elapsed time between GEF Council approval and Bank Management approval was 490 days, compared with 520 days for the previous two years. An in depth analysis of trends is being undertaken through an on-going study of elapsed time as part of the Bank-GEF Team's Portfolio Improvement Plan. The study included an analysis of 84 projects that were approved by the Bank's Board between 2001 and 2004. The distribution of elapsed time for these projects is presented in Table 5 below. It shows that for the period as a whole, 46% of projects were within the one year service standard set

by the Bank's GEF Team¹⁰, while 69% were under two years. Extreme outliers, projects with more than three years elapsed time, accounted for only 7%, but as discussed below, they have a significant bearing on the annual results.

The data show an alternating pattern in elapsed time since 2000, with the average moving up and down in every other year (See Figure 3 below). For example, the average elapsed time for FY04 is the lowest in ten years, 392 days, a third less than in FY03, and close to the Bank-GEF standard of 365 days. The study shows that annual results are clearly affected by the number and degree of outliers. "For example, in 2001 and 2003 (*the high years*) six and eight projects respectively took more than 24 months (730 days) to move from GEF Council approval to Bank Management approval. In contrast, only two projects in 2002 and four in 2004 took as long, the years with much lower average elapsed time. In 2001, two projects in particular affected the outcome, one taking 45 months (1350 days) and the other 40 months (1200 days). Similarly, in 2003 one project took 43 months (1300 days). In contrast, although there were four projects in 2004 with more than 24 months elapsed time, the longest was 32 months (960 days). What is important though is that the long elapsed times were due to project specific factors and not systemic (processing) ones..."¹¹ Please see Table 6 below for a list of the projects that took longer than 24 months.

Table 5
Range in Elapsed Time for Projects 2001-2004

Range in Days	No. of Projects	Per Cent
Less than or equal to 183	17	20
Less than or equal to 365	22	26
Less than or equal to 548	12	14
Less than or equal to 730	15	18
Less than or equal to 1095	12	14
Greater than 1095	6	7

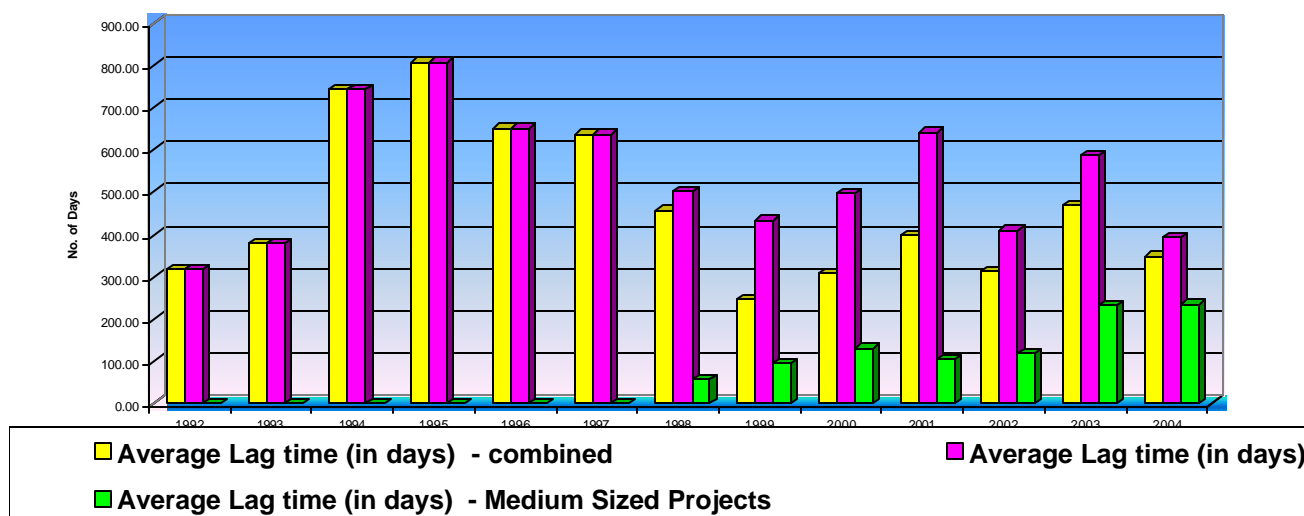
¹⁰ This was a reference standard set by the Bank-GEF Coordination Unit in 2003.

¹¹ Elapsed Time Between Processing Steps in World Bank-GEF Projects (In draft)

Table 6
Projects with more than 24 Months Elapsed Time

Country	Project_Concept_Name	BoardFY	Council to Board
Namibia	Integrated Community-based Ecosystem Management Project	2004	746
Cambodia	Rural Electrification and Transmission (RE)	2004	959
Nigeria	Local Empowerment and Environmental Management Program	2004	811
Croatia	Energy Efficiency Project	2004	889
Regional	Reversal of Land and Water Degradation Trends in the Lake Chad Basin Ecosystem	2003	1056
Guatemala	Western Altiplano Integrated Natural Resource Management	2003	804
Guinea	Rural Energy	2003	944
Philippines	CEPALCO Grid-Connected Photovoltaic Distributed Utility Pilot Plant (IFC)	2003	1325
Brazil	Amazon Region Protected Areas	2003	829
Lithuania	Heat Demand Management(formerly Vilnius District Heating)	2003	770
Papua New Guinea	Forestry and Conservation	2002	1174
Ukraine	Biodiversity Conservation in the Azov-Black Sea Ecological Corridor	2002	1423
Global	Solar Development Group (IFC)	2001	825
Thailand	Building Chiller Replacement Program	2001	994
Georgia	Protected Areas Development	2001	951
Argentina	Coastal Contamination Prevention & Marine Management	2001	1213
Pakistan	Protected Areas Management	2001	1362

Figure 3
Average Elapse Time (in Days) between GEF Approval to Bank Management Approval



In analyzing the projects with elapsed time longer than 720 days, the study found the following factors to be major causes of delay: (i) Inadequate institutional or legal frameworks; (ii) limited local capacity for project preparation; (iii) Cessation of lending or stalled dialogue between the Bank and the Country; (iv) Complex partnership or co-financing arrangements, especially associated with regional projects; (v) Local elections, political or military instability; (vi) complex legal and social issues associated with biodiversity projects; and (vii) new technology or financial instruments for the project. None of these issues are associated with the GEF project approval process, but (i), (iv), (vi) and (vii) are most likely to be characteristics of GEF projects, for example, in comparison to traditional Bank lending, and (ii) is often worsened by the challenges of preparing GEF projects.. Only (iii) is subject to direct World Bank influence.

The study also found that the additional GEF processing steps (various GEF Secretariat, GEF Council and other reviews associated with pipeline entry, work program entry and CEO endorsement) add about six months to the standard Bank processing steps and that improvements in efficiency could reduce processing time by about three months. More importantly however, such a change would send a positive message to project proponents that the GEF wants to improve the efficiency of project processing. A reduced number of reviews would also lower transaction costs.

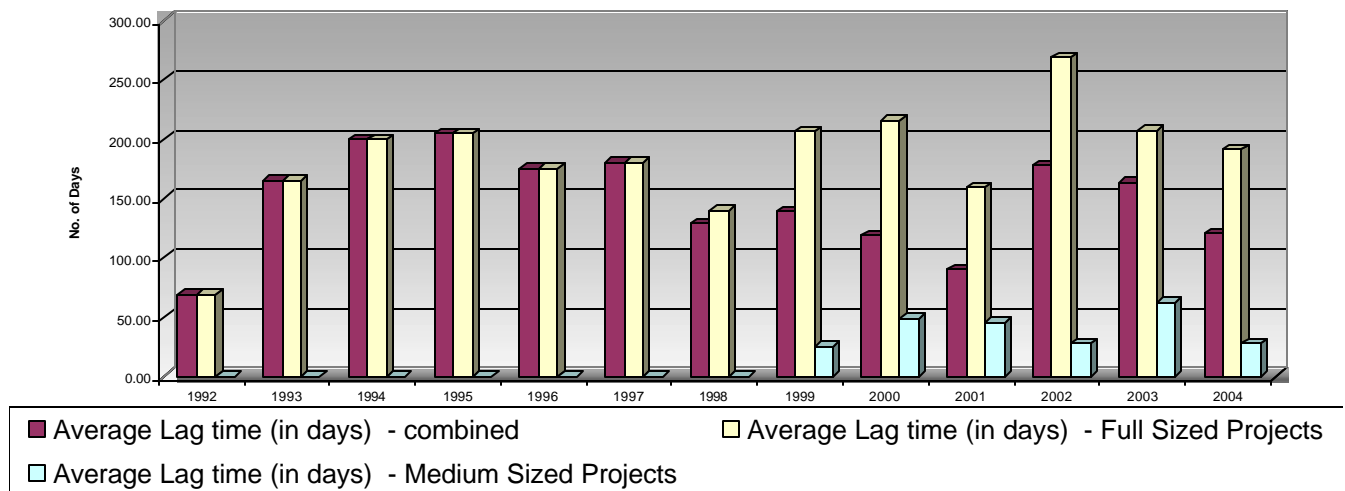
The conclusion, therefore, is that GEF projects have the potential for longer elapsed time due to the following characteristics: (i) the additional time required to address the GEF processing steps, together with the fact that there are limited windows for pipeline entry and GEF Council approval;
(b) Specific features of GEF projects which can take time to address such as: new technologies and innovative designs (having to deal with global public goods which is an unfamiliar concept in many countries); regional projects; complex legal and social processes in biodiversity projects; securing partnerships and cofinancing arrangements;

(c) Existing IA processes which have to be sequenced with the GEF processing steps
Additionally, given the more complicated GEF approval process Regional managers
are probably less willing to drop GEF projects from the pipeline than to drop
IBRD/IDA projects, which are easier to reintroduce and typically involve less
transaction costs.

From Bank Management Approval to Effectiveness

Figure 4 below presents the elapsed time between Bank Management approval and Effectiveness. For FY04, the result was 6.4 months, an 8% decline from FY03. The Bank standard is four months, but the cumulative average for Bank-GEF projects over the past six years is 6.1 months, if the unusual peak of nine months in 2002 is excluded. In the FY04 cohort, all but one project took longer than four months to become effective, compared with the Bank wide average of 40% (in FY03). Nevertheless, since reaching a peak in 2002 the average elapsed time has declined over the past two years and it will be interesting to see if with next year's results these improvements can be sustained. There are few obvious reasons why GEF projects may take longer to become effective than IBRD. There is also no statistically significant difference in the results from freestanding (6.3 months) and blended (5.8 months) projects. Over the past five years the average for freestanding projects was 6.9 months (44 projects), and for blended projects (fully or partially), it was 7.3 months (43 projects).

Figure 4
Average Elapse Time (in Days) between Bank Management Approval to Effectiveness



Project effectiveness is usually conditional on actions to be taken by the recipient government. The majority of these actions relate to legal procedures in the country for approval or ratification of external sources of finances. Complicated ratification processes have been a major cause of effectiveness delays. Finalizing arrangements for implementation, such as appointment of key staff, is another factor that often contributes to delay. Other factors, such as passage of legislation, are sometimes requirements of the

Bank that are conducive to successful implementation of the project, but can be caught in complicated legal processes. But one reason for longer delays with GEF projects could be that both the Bank and clients have less incentive to meet effectiveness conditions as there are no commitment charges associated with GEF grants in contrast to the case for IBRD/IDA loans and credits.

3. Evaluation Studies

During FY04 three evaluation studies were initiated by the Bank-GEF coordination Team: Post implementation impact of GEF projects; Strategic Uses of Medium Sized Projects, and Analysis of Elapsed time between Processing Steps. The first case study for the post-implementation studies was completed and the findings are summarized below. The two other studies have been completed in draft.

Post-Implementation Impact Assessment

The Bank's GEF coordination team has embarked on a new series of Post Implementation Project Impact Assessments in order to better understand the extent of impacts of GEF project interventions, the sustainability of these impacts, lessons learned, and to determine how the GEF operational programs' long-term goals are being addressed. These reviews focus on lessons learned at the project and thematic level that are relevant to the World Bank and GEF policies and strategies.

A cluster of 4 energy efficiency (EE) climate change projects was selected for the first review of this type: Poland Efficient Lighting Project (PELP); Mexico High Efficiency Lighting Pilot (ILUMEX); Thailand Promotion of Electricity Energy Efficiency; and Jamaica Demand Side Management. The first case study has been completed of the Poland Efficient Lighting Project (PELP) while the second study is underway with a field visit to Mexico. The final report for the overall study is expected by the end of March, 2005.

Some Findings from the Review of PELP

The review demonstrated that PELP had significant long-term impacts in Poland, in terms of the environment, the market for CFLs and for various beneficiaries. The evaluation team concluded, using available information on the current CFL market, that *total GHG emission reduction* attributable to PELP approximates 3.62 million tons of CO₂, which is a substantially higher figure than the 2.79 million tons of CO₂ estimated in 1999. This difference is due essentially to a larger than originally estimated number of households with, and market saturation level for, CFLs in Poland. In addition, substantial global environmental benefits in terms of *GHG emission reduction induced by subsequent projects* were inspired by the PELP experience.

The *capacity for information management and awareness-raising* now exists at different levels within the country and some of it was furthered through PELP, for example, at institutions such as the University of Mining and Metallurgy in Krakow (AGH), the Polish Network "Energie Cities" (PNEC) and the Polish Foundation for Energy Efficiency (FEWE).

For consumers, there have been many direct and indirect benefits from PELP in the long term. As the market for CFLs has been transformed, the *availability* and *selection* of CFLs has increased dramatically. The *price* of CFLs remains at similar levels since the end of PELP (which means a lower price in real terms). Consumers are still enjoying *energy savings* by using CFLs.

Some manufacturers have benefited greatly from this market transformation, while others have experienced significant challenges. *Sales* overall are very high, as is the *penetration* rate. Philips and Osram continue to dominate the CFL market, as they did at the time of the project. Philips has certainly benefited directly from PELP (as did ES Systems in the luminaire market), while Osram, and other manufacturers have benefited indirectly, through a transformed market and increased sales overall. However, local manufacturers have not been able to compete with cheaper Asian imports, nor with the big established players. There are more 'local players' in the market now, but they are mostly distributors of imported goods, and do not see their business as sustainable. In addition, the *sustainability of the CFL market* is further in question, as consumer confidence is apparently eroding, due to lower quality products and the absence of adequate mechanism to control this aspect.

Some electric utilities have benefited from PELP over time and have adopted DSM and EE to avoid large investments. However, this is usually only for peak shaving, and is certainly not widespread. Through PELP and initiatives which grew from PELP, municipalities continue to reap the benefits of EE, as the awareness of CFLs has spread to municipalities beyond those targeted by PELP.

A strong impact from PELP is found in the number, type and quality of replication that has taken place. Lessons, approaches and experiences from PELP have been replicated widely, both in Poland at various levels, and at the international level as well. PELP lessons and approaches were replicated by PNEC, FEWE, AGH University stakeholders, and energy consultants, at municipal and national levels in Poland, and are currently observable in initiatives such as the Polish Efficient Motor Project (PEMP). At the international level, the IFC's Efficient Lighting Initiative (ELI) stands as a good example of a replication activity of PELP, although its approach is appropriately adjusted to the context of the country in which it takes place.

Lessons Learned

Lessons for Energy Efficiency Sector Projects

An overarching lesson from this impact assessment of PELP is that there are key challenges that must be considered and addressed in market transformation towards energy efficiency in developing economies, which include, in particular:

- ◆ The development of an appropriate enabling environment for energy efficiency actions is very important.
- ◆ Building the capacity of local level governance institutions to plan, implement and enforce legislation, and to pool adequate human and financial resources, is paramount.

- ◆ Special attention must be paid to building and sustaining the capacity to raise awareness on EE/DSM issues and benefits at various levels.
- ◆ The promotion of global environmental benefits can contribute to bringing a more sustainable longer-term attitudinal change towards energy efficient practices.
- ◆ Sustaining raised awareness to have a long term impact on changing attitudes and behaviours, requires that adequate emphasis be placed on information dissemination and education, in an ongoing manner, and at all levels.
- ◆ To achieve total and sustainable market transformation, capacities must also be built within central government, municipalities and non-government actors active in that sector.
- ◆ Where the macro-economic and social context is not conducive to EE, it is difficult to get government commitment to steer the process and ensure an adequate enabling environment.
- ◆ In a rapidly changing and opened (or 'opening') economy, adequate attention must also be paid to the capacity to compete with imported products and the effects this might have.

4. Summaries of Focal Area Reports¹²

Climate Change

Since 1991, the Bank has approved 84 full sized and 16 medium sized climate change projects with GEF grant commitments of US1.05 billion that are associated with an additional US7.85 billion in cofinancing. Forty four climate change projects were included in the FY04 PIR. Among this number, there are 24 OP 6 (Renewable Energy), 17 OP5 (energy efficiency) projects; 2 OP11 (transport) projects, and one OP7 (long term RE cost reduction). Of these projects, six (14%) were at risk of not achieving their objectives. In terms of PSR ratings 89% were rated at least satisfactory for progress towards achievement of their global objectives as well as for implementation progress. Two of the four climate change projects exiting the portfolio in FY04 were rated at least satisfactory for outcomes.

The overall performance of the Bank's climate change portfolio is satisfactory. The majority of projects are performing satisfactorily. The majority of projects that have had difficulties in implementation are in countries that have experienced political or economic crises. There also remain problems with many rural renewable energy projects due to affordability issues (see below). Three closed climate change projects were reviewed by OED in FY04, one was rated satisfactory on outcome while the other two were rated moderately satisfactory

Stimulating the development of local financing is essential to the success of both energy efficiency and renewable energy projects. The cluster review of the Bank's energy efficiency portfolio demonstrated the importance of showing the banking sector that energy efficiency can be a profitable business if risks are properly addressed and managed. The presence of local financing, while different for renewable energy, has also

¹² The detailed reports for each focal area are presented in Annex 2 of this report.

stimulated the development of renewable energy markets in Sri Lanka and Bangladesh, where the availability of micro-credit for renewable energy systems has proven to be a critical missing link.

Affordability remains a major barrier to the success of renewable energy projects in developing countries. While a number of projects in the portfolio have successfully contributed to market development for renewables, the fact remains that overall costs for renewable energy is typically higher, and that consumers are generally poorer in remote areas where renewables should be most competitive. Aside from targeting wealthier consumers, successful renewable energy programs have relied on subsidies to overcome affordability limitations and to stimulate private sector involvement.

Energy policy and regulatory reform are almost universally needed to create the long-term framework needed for renewable energy and energy efficiency development. Most GEF projects are not currently explicitly addressing policy and regulatory reform issues, but nevertheless are reliant on policy and regulatory structures being clarified to ensure predictable tariffs and contract arrangements. Energy policy and regulatory reform are increasingly becoming a key component of energy efficiency and renewable energy projects, the latter including both grid and off-grid projects, recognizing that until fundamental enabling conditions are in place, project success, and especially sustainability and replicability, are uncertain.

Carbon finance will play an increasing role in improving the financial returns to many projects of the type that are in the Bank's GEF portfolio. With the upcoming entry into force of the Kyoto Protocol, many of the projects that have in the past relied on the GEF will be able to tap carbon financing. Some market segments – such as wind and landfill gas – will be especially attractive for carbon financing. It will be important for the GEF and the IAs to clarify those areas where carbon finance will not be likely, and to delineate strategic areas of catalytic support by the GEF, such as for policy and regulatory frameworks, capacity building, knowledge development, and providing a funding mechanism for long-term GHG reduction.

Biodiversity

The Biodiversity portfolio has grown and matured considerably. Since 1991, the Bank has approved \$933 million in GEF grant commitments for 116 FSPs and 66 MSPs that are associated with an additional \$2.4 billion in cofinancing. Thirty two of these FSPs and 16 MSPs have now exited the portfolio. Of the eighty nine biodiversity projects in the FY04 PIR, 11 (12%) were at risk of not achieving their objectives, which is lower than the overall GEF average of 16%. In terms of PSR ratings, 94% were rated at least satisfactory on progress towards achieving global objectives while 87% were at least satisfactory on implementation progress. Of nine closed biodiversity projects reviewed by OED in FY04, six were rated less than satisfactory (four moderately satisfactory, one moderately unsatisfactory and one unsatisfactory).

“Stand-alone” biodiversity projects are generally less successful at influencing broad natural resource management policies than GEF operations blended with loans or credits. Incorporating GEF activities into loans and credits also allows for a better mix of local and global benefits. However, stand-alone projects, including MSPs, are warranted and strategic for pilot demonstration projects, for site-based activities with an effective local partner (e.g. NGOs) and when there is local support and an enabling environment within a “difficult” national context.

Conservation activities are just as vulnerable to **governance issues** as other projects. Nevertheless, even in countries with governance problems, there may be local opportunities for effective conservation action through NGOs and supportive local institutions. Small-scale GEF investments can be effective in such circumstances and ultimately contribute to sustainability of PA networks by protecting some of most vulnerable sites and/or testing new modalities.

Projects which **empower local communities** in design and implementation have a greater chance of success. Project results also need to be incorporated into local and regional planning frameworks. There may, however, sometimes be tensions between supporting community-driven initiatives on the one hand, and policy reforms which make sense from a national perspective on the other.

Projects with **public communications strategies** built in early have greater chance of success but these awareness activities need to be well targeted. Social marketing can be key to getting strong public support and involvement.

Projects need to be “owned” by the relevant line agencies and some of the most successful have been implemented directly by them, without the use of Project Implementation Units.

Innovative approaches to conservation financing (taxes, debt for nature swaps, trust funds, sinking funds, payments for ecosystem services as well as user fees) are useful supplementary sources of conservation financing for both PA and production landscapes but most conservation initiatives, including PAs, require a “basket” of funding sources, including government contributions, for sustainability.

Early capacity building for government staff, local NGOs and local communities engaged in projects has high pay-off. This can include short training courses in ecology or other relevant topics, geographic information systems in landscape planning, and production and dissemination of local language materials.

Community benefits and small grants are a good way to engage a broad range of stakeholders and elicit support for conservation projects but making development activities relevant to conservation remains a challenge.

Overall, **M& E** needs a) to be strengthened and b) addressed earlier during project design and preparation.

Engaging the **Private Sector** in biodiversity conservation is a particular challenge. Small site-based initiatives with strong commitment from the private partner have generally worked more effectively than enterprise funds – see IFC cancellation of Terra Capital, Kijani Initiative.

Lessons learned and replication. There is an encouraging trend within projects for more in-depth analysis of lessons learned with those lessons then being fed into development of best practice guidelines and future projects e.g. China nature reserves management planning.

Several of these topics, e.g. participation, PA management and conservation financing, have been dealt with in previous PIRs and the Bank has taken action to produce appropriate guidelines to assist task teams – see Annex 2. This report will focus on emerging issues which still require particular attention, including some of the measures the Bank Biodiversity team is taking to address these issues.

International Waters

To date the Bank has committed \$342 million in GEF grants for 31 full sized and 3 medium sized IW projects that are associated with \$1.525 billion in cofinancing. The overall performance of the IW portfolio is satisfactory. Only one project was rated unsatisfactory, Argentina Coastal Contamination and Marine Management Project, for implementation progress. The unsatisfactory rating is due to the delayed effectiveness of the project which means it is behind its implementation schedule. This was also the only project at risk of not achieving its global environment objectives due to the following risk flags: delays in its procurement schedule; it is in a country with risk ratings for country record (past project performance); and unfavorable country macroeconomic environment. There were no projects with a highly satisfactory rating. The GEF project review criteria were generally satisfactory, with the exception of the Lake Victoria projects which experienced unsatisfactory performance in monitoring and evaluation as well as in public involvement. One project, the Aral Sea Water and Environment Management Project, exited the portfolio at the end of FY03, but the ICR was produced and it was reviewed by OED in FY04. It was rated unsatisfactory for outcome both in the ICR and by OED.

2. Stocktaking exercises in most regions have been done or are planned to make up for weaknesses in M&E systems at the project level. A major weakness in many projects is the absence of baseline data against which to measure progress. Some consideration should be given to collecting these data in the project preparation phase. The need to standardize both qualitative and quantitative data collection (particularly in terms of units of stress reduction) has also been flagged.

3. Multi-country projects are often delayed by differences in the capacity/readiness to participate of one country. Examples include the Lake Victoria Project, the Lake Chad Basin Project, and the Baltic Sea Regional Project. It is still too early to assess potential problems under the Nile Basin Initiative, although the number and diversity of participating countries suggests that this may become an issue. National level grant

agreements made between the project and individual countries can help overcome these obstacles.

4. Small grants programs within projects have proved to be an excellent way to engage stakeholders and raise their level of participation in project implementation. Those demonstration projects which included some form of matching grants scored very high on stakeholder uptake of environmentally friendly practices being promoted under the project, as well as in public perception of project benefits. The responsiveness of this type of financing tool to accommodate user demand on the ground helps maintain flexibility after the project design is complete and the realities of project implementation diverge from what was planned.

5. Innovative models in financing and decision support are being piloted with great success under several IW Projects. These include the leveraging of project funds with substantial Matching Grant Funds from external sources (as in the Guarani Aquifer Project and the Argentina Coastal Contamination Prevention Project), and the Decision Support Framework which uses hydrological modeling to assist decision-makers in the Mekong River Commission to manage river flows.

6. Evidence of Private Sector involvement in financing capacity building and stress reduction measures is emerging—particularly in the area of Oil Spill Contingency Planning, where the impacts of a major disturbance event on key economic sectors are likely to be felt by investors in the sector. This suggests that more effort may be required in economic valuation of aquatic ecosystem services along with analysis of costs and benefit streams to create incentives for those who benefit most to pay for them.

Lessons Learned

1. Government ownership remains one of the most important predictors of project sustainability. In ECA, government ownership of nutrient reduction measures and water policy reform is tied to EU accession. Continued support for activities after project completion is reinforced by prospects for financial sustainability with assistance of EU funds.

2. Outreach and public awareness campaigns, including demonstration activities, are an important part of the social marketing process. These are key to getting strong public sector involvement.

3. M&E training should accompany the early stages of project design; members of the M&E team should be included in early supervision missions once projects become effective to ensure that the system is set up to measure key indicators and baseline information for key variables is either already entered in the data base or being collected.

5. PIR Follow Up

Each year, after the PPR interagency meeting, the Bank-GEF Team prepares a Portfolio Improvement Plan that sets out actions for addressing issues aimed at improving performance of the portfolio. For FY04 the major topics addressed were:

- Studies of key issues: Elapsed Time between Processing Steps; Strategic Uses of MSPs; and Post-Implementation Impact Assessment of GEF Projects. The first two have been completed in draft, while for the third topic, the first of four case studies has been completed.
- Improvement in processing time for GEF projects. As reported above, a successful effort was made in considerably reducing the elapsed time between GEF Council Approval and Bank Management approval.
- Data for Focal Area indicators collected. Task managers have now generally integrated collection of data on indicators agreed by the GEF Focal Area task forces
- Improvement in project monitoring and evaluation. It is not yet possible to determine the effects of this thrust.

One topic included in the PIP but not addressed in FY04 was a study of GEF project complexity. Given limited staff time, this was postponed for FY05. Given the number of examples in the portfolio analysis above where this appeared to be an important consideration, it will be included in this year's PIP.

TABLE 1
GEF Council or CEO Approved

World Bank Group - GEF Program: Portfolio through FY04						
(Includes GEF and Bank Approved, and/or Completed subsequently but excludes Cancelled projects)						
Region	Country	Project Name	GEF Amount (US\$ mil)	Bank Amount (US\$ mil)	Total Amount (US\$ mil)	Active Project Status
Full Sized Projects						
AFR	Benin	Coastal Zone Integrated Management Program	4,30	0,00	14,10	Approved
AFR	Benin	National Parks Conservation and Management	6,76	0,00	23,98	ApprovedWB
AFR	Benin	Program for the Management of Forests and Adjacent Lands	6,00	21,00	28,00	Approved
AFR	Burkina Faso	Energy Sector Reform and Development	3,20	9,10	15,50	Approved
AFR	Burkina Faso	Partnership for Natural Ecosystem Management (PAGEN)	7,50	0,00	13,45	ApprovedWB
AFR	Burkina Faso	Sahel Integrated Lowland Ecosystem Management (SILEM) Program	4,50	0,00	4,91	ApprovedWB
AFR	Burundi	Agricultural Rehabilitation and Support Project (PRASAB) - Support for Sustainable Land Management	5,00	35,00	42,00	ApprovedWB
AFR	Cameroon	Biodiversity Conservation and Management	5,96	0,00	12,39	Completed
AFR	Cameroon	Forest and Environmental Sectoral Program	10,00	15,00	126,53	Approved
AFR	Cape Verde	Energy & Water Sector Reform and Development	4,70	17,50	48,00	ApprovedWB
AFR	Chad	Community Based Integrated Ecosystem Management a component of Chad's Rural Development Support Plan	6,00	23,00	52,00	Approved
AFR	Congo	Wildlands Protection and Management	10,00	0,00	13,80	Completed
AFR	Cote d'Ivoire	Natnl Protected Areas Management	16,00	15,00	67,72	Approved
AFR	Ethiopia	Conservation and Sustainable Use of Medicinal Plants	1,80	2,51	5,09	ApprovedWB
AFR	Ethiopia	Energy Access Project - Renewable Energy	4,93	7,40	15,33	Approved
AFR	Ghana	Coastal Wetlands Management	7,20	0,00	8,30	Completed
AFR	Ghana	Natural Resource Management	8,70	30,00	90,00	ApprovedWB
AFR	Ghana	Northern Savanna Biodiversity Conservation (NSBC) Project	7,60	11,30	27,80	ApprovedWB
AFR	Guinea	Coastal Zone Management and Preservation of Biodiversity	5,00	0,00	18,05	Approved
AFR	Guinea	Rural Energy	2,00	3,00	10,00	ApprovedWB
AFR	Guinea-Bissau	Coastal and Biodiversity Management Program	4,80	1,50	9,20	Approved
AFR	Kenya	Tana River National Primate Reserve	6,20	0,00	7,14	Completed
AFR	Kenya	Western Kenya Integrated Ecosystem Management	4,10	0,00	9,55	Approved
AFR	Madagascar	Environment Program Support	12,80	30,00	147,00	ApprovedWB
AFR	Madagascar	Third Environment Programme	9,00	35,00	148,85	ApprovedWB
AFR	Malawi	Mulanje Mountain Biodiversity	6,75	0,00	8,02	ApprovedWB
AFR	Mali	Community-based Natural Resources management and Biodiversity Conservation in the Interior Delta of Niger, Mopti Region (SADEF)	6,00	0,00	19,59	Approved
AFR	Mali	GOURMA Biodiversity Conservation	5,50	0,00	12,06	Approved
AFR	Mali	Household Energy	2,50	0,00	11,10	Completed
AFR	Mali	Household Energy and Universal Rural Access Project - Phase II	3,50	35,65	53,35	ApprovedWB
AFR	Mauritius	Biodiversity Restoration	1,20	0,00	1,60	Completed
AFR	Mauritius	Sugar Bio-Energy Technology	3,30	15,00	55,10	Completed
AFR	Mozambique	Coastal and Marine Biodiversity Management	4,10	5,60	10,50	ApprovedWB
AFR	Mozambique	Energy Reform and Access Program	3,09	40,26	81,52	ApprovedWB
AFR	Mozambique	Transfrontier Conservation Areas Pilot and Institutional Strengthening	5,00	0,00	8,10	Completed
AFR	Namibia	Integrated Community-based Ecosystem Management Project	7,10	0,00	7,10	ApprovedWB
AFR	Niger	Community-Based Integrated Ecosystem Management (CBIEM) Program	4,00	35,00	43,83	ApprovedWB
AFR	Nigeria	Local Empowerment and Environmental Management Program	8,00	70,04	90,98	ApprovedWB
AFR	Regional	Lake Malawi	5,00	0,00	5,44	Completed
AFR	Regional	Nile River Basin: Shared Vision and Priority Investment Programme	8,00	0,00	43,60	ApprovedWB
AFR	Regional	Protection and Strategic Uses of Groundwater Resources in the Transboundary Limpopo Basin and Drought Prone Areas of the SADC Region	7,00	0,00	13,90	Approved

Annex

**World Bank Group - GEF Program:
Portfolio through FY04**

(Includes GEF and Bank Approved, and/or Completed subsequently but excludes Cancelled projects)

Region	Country	Project Name	GEF Amount (US\$ mil)	Bank Amount (US\$ mil)	Total Amount (US\$ mil)	Active Project Status
AFR	Regional	Regional Environment Information Management Project (REIMP)	4,08	0,00	19,76	Completed
AFR	Regional (Benin, Guinea, Mali, Niger, Nigeria)	Reversing Land and Water Degradation Trends in the Niger River Basin	6,00	0,00	6,00	ApprovedWB
AFR	Regional (Burkina Faso, Cote d'Ivoire,)	West Africa Pilot Community-Based Natural Resource and Wildlife Management (GEPRENAF)	7,00	0,00	13,19	ApprovedWB
AFR	Regional (Cameroon, Central African Republic, Chad, Niger, Nigeria)	Reversal of Land and Water Degradation Trends in the Lake Chad Basin Ecosystem	2,90	0,00	18,93	ApprovedWB
AFR	Regional (Comoros, Madagascar, Mauritius, Seychelles,)	Western Indian Ocean Islands Oil Spill Contingency Planning Project	3,15	0,00	4,59	ApprovedWB
AFR	Regional (Kenya, Tanzania, Uganda)	Lake Victoria Environmental Management (46870/71/72)	35,00	35,00	77,60	ApprovedWB
AFR	Regional (Senegal, Guinea, Mali, Mauritania)	Senegal River Basin Water and Environmental Management Program	5,26	0,00	21,20	ApprovedWB
AFR	Regional (South Africa, Lesotho)	Maloti/ Drakensberg Mountain Transfrontier Biodiversity Conservation	15,25	0,00	33,15	ApprovedWB
AFR	Rwanda	Integrated Protection and Management of Critical Ecosystems	4,30	43,91	48,71	Approved
AFR	Senegal	Marine & Coastal Biodiversity Conservation	5,00	10,00	17,00	Approved
AFR	Senegal	Senegal Electricity Service for Rural Areas project	5,00	60,00	120,60	Approved
AFR	Senegal	Sustainable and Participatory Energy Management	4,70	5,20	19,90	ApprovedWB
AFR	Seychelles	Biodiversity Conservation & Marine Pollution Abatement	1,80	0,00	2,00	Completed
AFR	South Africa	Cape Action Plan for the Environment: Implementation Program	9,00	0,00	9,00	ApprovedWB
AFR	South Africa	Cape Peninsula Biodiversity	12,30	0,00	91,20	ApprovedWB
AFR	South Africa	Greater Addo Elephant Park Conservation Project	5,50	0,00	39,94	ApprovedWB
AFR	Swaziland	Biodiversity Conservation and Participatory Development	5,50	0,00	11,90	Approved
AFR	Swaziland	Energizing Rural Transformation	3,10	3,60	11,70	Approved
AFR	Tanzania	Eastern Arc Forests Conservation and Management Project	7,00	31,10	45,00	ApprovedWB
AFR	Uganda	Bwindi Impenetrable National Park & Mgahinga Gorilla National Park Conservation	4,00	0,00	6,31	Completed
AFR	Uganda	Energy for Rural Transmission	12,10	49,00	61,10	ApprovedWB
AFR	Uganda	Institutional Capacity Building for Protected Areas Management and Sustainable Use (ICB-PAMSU)	2,00	12,37	20,29	Completed
AFR	Uganda	Protected Areas Management and Sustainable Use (PAMSU)	8,00	0,00	8,00	ApprovedWB
AFR	Zambia	Securing the Environment for Economic Development (SEED)	4,00	5,00	9,00	ApprovedWB
EAP	Cambodia	Biodiversity and Protected Areas Management	2,75	1,91	4,91	ApprovedWB
EAP	Cambodia	Rural Electrification and Transmission (RE)	5,75	40,00	73,84	ApprovedWB
EAP	China	Beijing Second Environment	25,00	349,00	1 255,00	ApprovedWB
EAP	China	Energy Conservation	22,00	63,00	150,80	ApprovedWB
EAP	China	Energy Conserve II	26,00	0,00	281,20	ApprovedWB
EAP	China	Fuel Efficient Industrial Boilers	32,81	0,00	101,38	ApprovedWB
EAP	China	Gansu & Xinjiang Pastoral Development	10,50	66,27	111,59	ApprovedWB
EAP	China	Guangdong Pearl River Delta Urban Environment	10,00	165,00	437,35	ApprovedWB
EAP	China	Hai River Basin Integrated Water Resources Management	17,00	0,00	33,32	ApprovedWB
EAP	China	Heat Reform and Building Energy Efficiency	18,00	0,00	99,00	Approved
EAP	China	Nature Reserves Management	17,90	0,00	23,60	Completed
EAP	China	Renewable Energy Development	35,00	100,00	444,10	ApprovedWB
EAP	China	Renewable Energy Scale-Up Program (Phase 1)	40,22	131,00	171,22	Approved
EAP	China	Ship Waste Disposal	30,00	15,00	64,80	Completed
EAP	China	Sichuan Gas Transmission and Distribution	10,00	53,00	122,70	Completed
EAP	China	Sustainable Forestry Development	16,00	93,90	230,58	ApprovedWB
EAP	Global	Coral Reef Targeted Research and Capacity Building	11,00	0,00	28,09	Approved
EAP	Indonesia	Biodiversity Collections	7,20	0,00	11,40	Completed
EAP	Indonesia	COREMAP I	4,10	25,00	52,10	ApprovedWB
EAP	Indonesia	COREMAP II	7,50	56,20	74,60	ApprovedWB
EAP	Indonesia	Kerinci Seblat Conservation and Development	15,02	19,15	45,97	Completed
EAP	Indonesia	Solar Home Systems (SHS)	24,30	0,00	98,10	Completed
EAP	Indonesia	Western Java Environmental Management	3,11	17,53	20,64	ApprovedWB

Annex

**World Bank Group - GEF Program:
Portfolio through FY04**

(Includes GEF and Bank Approved, and/or Completed subsequently but excludes Cancelled projects)

Region	Country	Project Name	GEF Amount (US\$ mil)	Bank Amount (US\$ mil)	Total Amount (US\$ mil)	Active Project Status
EAP	Lao PDR	Wildlife and Protected Areas Conservation	5,00	0,00	5,20	Completed
EAP	Papua New Guinea	Forestry and Conservation	17,00	17,36	40,79	ApprovedWB
EAP	Philippines	Conservation of Priority Protected Areas	20,00	0,00	22,85	Completed
EAP	Philippines	Electric Cooperative System Loss Reduction	12,00	0,00	62,30	ApprovedWB
EAP	Philippines	Leyte-Luzon Geothermal	30,00	240,30	1 333,60	Completed
EAP	Philippines	Metro Manila Urban Transport - Marikina Bicycle Network	1,30	60,00	97,60	ApprovedWB
EAP	Philippines	Mindanao Rural Development/Coastal Resource Conservation	1,25	27,20	40,95	ApprovedWB
EAP	Philippines	Rural Power (Renewable Energy Component)	9,00	20,00	35,50	ApprovedWB
EAP	Regional (Cambodia, Thailand, Vietnam)	Mekong River Water Utilization	11,00	0,00	16,30	ApprovedWB
EAP	Regional (Malaysia, Indonesia, Singapore)	Marine Electronic Highway (Straits of Malacca),	8,00	0,00	15,50	Approved
EAP	Thailand	Building Chiller Replacement Program	2,50	0,00	4,98	ApprovedWB
EAP	Thailand	Promotion of Electricity Energy Efficiency	9,50	0,00	189,00	Completed
EAP	Viet Nam	Demand Side Management / Energy Efficiency (DSM/EE) component of SEIER	5,50	5,20	15,70	ApprovedWB
EAP	Viet Nam	Forest Sector Development (Conservation Fund)	9,00	39,54	69,59	ApprovedWB
EAP	Viet Nam	SEIER (Renewable Energy component)	4,50	8,10	14,00	ApprovedWB
ECA	Albania	Integrated Water and Ecosystems Management Project	4,87	0,00	20,00	ApprovedWB
ECA	Armenia	Natural Resources Management and Poverty Reduction	5,12	8,31	16,00	ApprovedWB
ECA	Belarus	Forest Biodiversity Protection	1,00	0,00	1,25	Completed
ECA	Belarus	Phaseout of Ozone-Depleting Substances	6,90	0,00	15,70	Completed
ECA	Belarus	POPs EA Activities Related to the Implementation of Stockholm Convention on Persistent Organic Pollutants	0,50	0,00	0,56	ApprovedWB
ECA	Bulgaria	BS/Wetlands Restoration and Pollution Reduction Project	7,50	0,00	13,28	ApprovedWB
ECA	Bulgaria	Energy Efficiency	10,00	0,00	49,51	Approved
ECA	Bulgaria	Forest Development	7,75	37,99	54,47	Approved
ECA	Bulgaria	Ozone Depleting Substances Phase-out	10,50	0,00	13,50	Completed
ECA	Croatia	Energy Efficiency Project	7,00	5,00	30,40	ApprovedWB
ECA	Croatia	Karst Ecosystems Conservation Project	5,07	0,00	8,37	ApprovedWB
ECA	Croatia	Renewable Energy Resources Project	6,00	0,00	27,43	Approved
ECA	Czech Republic	Biodiversity Protection	2,00	0,00	2,75	Completed
ECA	Czech Republic	Kyjev Waste Heat Utilization	5,80	0,00	24,90	Completed
ECA	Czech Republic	Phaseout of Ozone Depleting Substances	2,30	0,00	4,15	Completed
ECA	Georgia	Agricultural Research, Extension and Training (Formerly Agric. II)	2,48	7,60	12,41	ApprovedWB
ECA	Georgia	Integrated Coastal Zone Management	1,30	4,40	7,60	ApprovedWB
ECA	Georgia	Protected Areas Development	8,70	0,00	10,30	ApprovedWB
ECA	Hungary	Phaseout of Ozone Depleting Substances	6,90	0,00	8,39	Completed
ECA	Kazakhstan	Drylands Management Project	5,27	0,00	5,27	ApprovedWB
ECA	Latvia	Solid Waste Management and Landfill Gas Recovery	5,12	7,95	25,21	ApprovedWB
ECA	Lithuania	Heat Demand Management(formerly Vilnius District Heating)	6,50	0,00	56,20	ApprovedWB
ECA	Lithuania	Klaipeda Geothermal Demonstration	6,90	5,90	26,02	Completed
ECA	Moldova	BS/Agricultural Pollution Control Project	4,95	3,93	10,70	ApprovedWB
ECA	Poland	Coal-to-Gas Conversion Project	25,00	0,00	48,32	ApprovedWB
ECA	Poland	Energy Efficiency Project	11,00	25,00	99,18	Approved
ECA	Poland	Forest Biodiversity Protection	4,50	0,00	6,20	Completed
ECA	Poland	Phaseout of Ozone Depleting Substances	6,21	0,00	20,17	Completed
ECA	Poland	Rural Environmental Protection	3,00	2,50	15,80	ApprovedWB
ECA	Poland	Zakopane/Podhale Geothermal District Heating and Environment	5,40	38,20	96,70	ApprovedWB
ECA	Regional	Baltic Sea Development (Tranche 1)	5,50	0,00	12,12	ApprovedWB
ECA	Regional	BS/Danube Strategic Partnership for Nutrient Reduction (Tranche 2)	16,00	0,00	90,80	Approved
ECA	Regional	BS/Danube Strategic Partnership for Nutrient Reduction (Tranche 3)	34,00	0,00	309,00	Approved
ECA	Regional	Geothermal Energy Development Strategic Partnership in Europe & CA (Tranche 1)	25,00	0,00	55,00	Approved
ECA	Regional (Albania, Macedonia)	Lake Ohrid Management	4,10	0,00	4,37	ApprovedWB

Annex

**World Bank Group - GEF Program:
Portfolio through FY04**

(Includes GEF and Bank Approved, and/or Completed subsequently but excludes Cancelled projects)

Region	Country	Project Name	GEF Amount (US\$ mil)	Bank Amount (US\$ mil)	Total Amount (US\$ mil)	Active Project Status
ECA	Regional (Bulgaria, Georgia, Romania, Russian Federation, Turkministan, Ukraine)	BS/Danube Strategic Partnership for Nutrient Reduction (Tranche 1)	20,00	0,00	230,00	Approved
ECA	Regional (Kazakhstan, Kyrgyz Republic, Tajikistan, Turkmenistan, Uzbekistan)	Water and Environmental Management of the Aral Sea Basin	12,20	0,00	21,20	Completed
ECA	Regional (Kyrgyz Republic, Kazakhstan, Uzbekistan)	Central Asia Transboundary Biodiversity	10,15	0,00	13,65	ApprovedWB
ECA	Romania	Biodiversity Conservation Management	5,50	0,00	8,80	ApprovedWB
ECA	Romania	BS/ Agricultural Pollution Control Project	5,15	0,00	10,80	ApprovedWB
ECA	Romania	Danube Delta Biodiversity	4,50	0,00	4,80	Completed
ECA	Romania	Energy Efficiency Project	10,00	0,00	34,00	ApprovedWB
ECA	Romania	Hazards Risk Mitigation and Emergency Preparedness	7,00	150,00	203,66	ApprovedWB
ECA	Russian Federation	(1st tranche) Phase-out of Ozone Depleting Substances	6,90	0,00	19,60	Completed
ECA	Russian Federation	(2nd tranche) Phaseout of Ozone Depleting Substances	26,15	0,00	47,65	ApprovedWB
ECA	Russian Federation	(3rd tranche) Phaseout of Ozone Depleting Substances	18,45	0,00	28,57	ApprovedWB
ECA	Russian Federation	Biodiversity Conservation Management	20,10	0,00	29,76	Completed
ECA	Russian Federation	Greenhouse Gas Reduction	3,20	116,50	140,90	Completed
ECA	Russian Federation	Special Initiative for ODS Production Shutdown	8,50	0,00	27,00	ApprovedWB
ECA	Slovak Republic	Biodiversity Protection	2,30	0,00	3,17	Completed
ECA	Slovenia	EBRD Environmental Credit Facility (formerly National Pollution Reduction Project)	9,91	0,00	9,91	ApprovedWB
ECA	Slovenia	Phaseout of Ozone Depleting Substances	6,20	0,00	9,72	Completed
ECA	Tajikistan	Community Watershed Development	4,50	10,80	19,79	ApprovedWB
ECA	Turkey	Biodiversity and Natural Resource Management Project	8,19	0,00	11,54	ApprovedWB
ECA	Turkey	BS/ Anatolia Watershed Rehabilitation Project	7,00	20,00	45,11	ApprovedWB
ECA	Turkey	In-Situ Conservation of Genetic Biodiversity/E. Anatolia Watershed Management	5,10	0,00	5,70	Completed
ECA	Ukraine	Biodiversity Conservation in the Azov -Black Sea Ecological Corridor	6,90	0,00	16,10	ApprovedWB
ECA	Ukraine	Danube Delta Biodiversity	1,50	0,00	1,74	Completed
ECA	Ukraine	Phaseout of Ozone Depleting Substance Phaseout	23,20	0,00	32,70	ApprovedWB
ECA	Ukraine	Transcarpathian Biodiversity Protection	0,50	0,00	0,58	Completed
GLO	Global	Critical Ecosystems Partnership Fund (CEPF)	25,00	25,00	125,00	ApprovedWB
IFC	Global	I-Efficient Lighting Initiative (IFC) Tranche I	9,35	4,00	41,35	ApprovedWB
IFC	Global	I-Environmental Business Finance Program (EBFP) (IFC)	20,00	0,00	20,00	ApprovedWB
IFC	Global	I-Fuel Cell Financing for Dist. Generation Applic-Phase 1 (IFC)	9,83	0,00	18,83	Approved
IFC	Global	II-Efficient Lighting Initiative (IFC) -Tranche II	5,65	3,50	36,15	ApprovedWB
IFC	Global	Photovoltaic Market Transformation Initiative (IFC)	30,00	0,00	105,00	ApprovedWB
IFC	Global	Renewable Energy and Energy Efficiency Fund (IFC)	30,00	35,00	245,00	ApprovedWB
IFC	Global	Small and Medium Scale Enterprise Program (pilot phase - IFC)	4,30	0,00	15,70	Completed
IFC	Global	Small and Medium Scale Enterprise Program (replenishment - IFC)	17,44	0,00	53,44	ApprovedWB
IFC	Global	Solar Development Group (IFC)	10,00	13,50	164,00	ApprovedWB
IFC	Hungary	Hungary Energy Efficiency Co-Financing Program (IFC)	5,00	0,00	27,50	ApprovedWB
IFC	Indonesia	Komodo Tourism (IFC)	5,00	0,00	16,50	Approved
IFC	Philippines	CEPALCO Grid-Connected Photovoltaic Distributed Utility Pilot Plant (IFC)	4,00	0,00	5,30	ApprovedWB
IFC	Philippines	I-Asian Conservation Company(IFC) (Tranche I)	1,60	0,00	16,40	ApprovedWB
IFC	Philippines	II-Asian Conservation Company (IFC) (Tranche II)	2,90	0,00	2,90	Approved
IFC	Poland	Poland Efficient Lighting Project (PELP - IFC)	5,00	0,00	5,00	Completed
IFC	Regional	I-Commercializing Energy Efficiency Finance (CEEF)(IFC) (Tranche I)	11,25	0,00	11,25	ApprovedWB
IFC	Regional	II-Commercializing Energy Efficiency Finance (CEEF) (Tranche II)	6,75	0,00	6,75	ApprovedWB
IFC	Regional	Terra Capital Biodiversity Fund (IFC)	5,00	5,15	55,00	ApprovedWB
IFC	Regional (Philippines, Indonesia)	I-Marine Aquarium Market Transformation Initiative (IFC) Tranche I	6,62	0,00	21,62	Approved

**World Bank Group - GEF Program:
Portfolio through FY04**

(Includes GEF and Bank Approved, and/or Completed subsequently but excludes Cancelled projects)

Region	Country	Project Name	GEF Amount (US\$ mil)	Bank Amount (US\$ mil)	Total Amount (US\$ mil)	Active Project Status
IFC	Slovak Republic	Ozone Depleting Substances Reduction (IFC)	3,50	0,00	5,95	Completed
LCR	Argentina	Biodiversity Conservation	10,10	0,00	21,60	ApprovedWB
LCR	Argentina	Coastal Contamination Prevention & Marine Management	8,35	7,80	36,46	ApprovedWB
LCR	Argentina	Renewable Energy in Rural Markets	10,00	30,00	120,50	ApprovedWB
LCR	Bolivia	Achieving the Sustainability of the Bolivian Protected Area System	15,00	0,00	43,69	ApprovedWB
LCR	Bolivia	Biodiversity Conservation	4,50	0,00	8,40	Completed
LCR	Brazil	Amazon Region Protected Areas	30,00	0,00	81,50	ApprovedWB
LCR	Brazil	Biodiversity Protection in Parana	8,00	10,00	32,86	ApprovedWB
LCR	Brazil	Biomass Power Commercial Demonstration	40,00	53,00	122,00	Approved
LCR	Brazil	Brazilian Biodiversity Fund (FUNBIO)	20,00	0,00	34,50	ApprovedWB
LCR	Brazil	Energy Efficiency	15,00	43,40	125,50	ApprovedWB
LCR	Brazil	Integrated Agro-Ecosystem Management in the North-Northwestern Fluminense (State of Rio de Janeiro) –	6,73	0,00	14,59	Approved
LCR	Brazil	National Biodiversity Project (PROBIO)	10,00	0,00	20,00	ApprovedWB
LCR	Chile	Sustainable Transport and Air Quality for Santiago	6,98	0,00	13,99	ApprovedWB
LCR	Colombia	Andes Region - Conservation and Sustainable Use of Biodiversity	15,00	0,00	30,00	ApprovedWB
LCR	Colombia	Conservation of Biodiversity in the Sierra Nevada de Santa Marta	9,00	5,00	20,50	Approved
LCR	Costa Rica	Biodiversity Resources Development	7,00	0,00	11,00	ApprovedWB
LCR	Costa Rica	Eco-Markets	8,00	32,60	49,20	ApprovedWB
LCR	Costa Rica	Tejona Wind Power	3,30	0,00	31,30	ApprovedWB
LCR	Ecuador	Biodiversity Protection	7,20	0,00	8,70	Completed
LCR	Ecuador	National System of Protected Areas	8,00	0,00	32,70	ApprovedWB
LCR	Ecuador	Power and Communications Sector Modernization (PROMEC)	2,84	23,00	43,30	ApprovedWB
LCR	Guatemala	Western A Itiplano Integrated Natural Resource Management	8,00	32,80	55,60	ApprovedWB
LCR	Guyana	National Protected Areas System	6,00	0,00	8,10	Approved
LCR	Honduras	Biodiversity Conservation in Priority Protected Areas	7,00	7,00	20,60	ApprovedWB
LCR	Jamaica	Demand Side Management Demonstration	3,80	0,00	12,50	Completed
LCR	Mexico	(Tranche 2) SINAP II	2,21	0,00	2,21	ApprovedWB
LCR	Mexico	Climate Friendly Measures In Transport	5,80	0,00	12,20	ApprovedWB
LCR	Mexico	COINBIO - Indigenous and Community Conservation of Biodiversity	7,50	2,60	18,70	ApprovedWB
LCR	Mexico	Consolidation of the Protected Area System (SINAP II)	16,10	0,00	60,12	ApprovedWB
LCR	Mexico	High Efficiency Lighting Pilot	10,00	0,00	23,00	Completed
LCR	Mexico	Large-Scale Renewable Energy Development Project (Strategic Partnership on Renewables)	25,00	0,00	272,50	Approved
LCR	Mexico	Mesoamerican Biological Corridor	14,84	4,25	90,05	ApprovedWB
LCR	Mexico	Methane Gas Capture/Landfill Demonstration	6,27	0,00	13,25	ApprovedWB
LCR	Mexico	Protected Areas Program (FANP)	16,39	0,00	30,43	Completed
LCR	Mexico	Protected Areas Program (FANP)	8,60	3,90	16,20	Completed
LCR	Mexico	Renewable Energy for Agricultural Productivity (RETS)	8,90	13,70	31,29	ApprovedWB
LCR	Mexico	Solar Thermal Integrated Cycle Project	49,35	0,00	177,65	Approved
LCR	Nicaragua	Atlantic Biological Corridor	7,10	3,00	24,50	ApprovedWB
LCR	Nicaragua	Off-grid Rural Electrification for Development	4,02	12,00	22,99	ApprovedWB
LCR	Panama	Atlantic Mesoamerican Biological Corridor	8,40	2,30	12,80	ApprovedWB
LCR	Peru	(PROFONANPE II): Participatory Management of Protected Areas	14,80	0,00	32,81	ApprovedWB
LCR	Peru	Indigenous Management of Protected Areas in the Amazon	10,00	5,00	22,75	ApprovedWB
LCR	Peru	Lima urban Transport	7,93	45,00	142,33	ApprovedWB
LCR	Peru	National Trust Fund for Protected Areas	5,00	0,00	6,36	Completed
LCR	Regional	Planning for Adaptation to Climate Change (CARICOM)	6,30	0,00	6,30	Completed
LCR	Regional	Wider Caribbean Initiative for Ship-Generated Waste	5,50	0,00	5,50	Completed
LCR	Regional (Antigua and Barbuda, Bahamas, Belize, Dominica, Grenada, Guyana, Jamaica, Saint Lucia, St. Kitts and Nevis, St. Vincent and the Grenadines, Trinidad and Tobago,)	Mainstreaming Adaptation to Climate Change (MACC)	5,00	0,00	10,95	ApprovedWB

Annex

**World Bank Group - GEF Program:
Portfolio through FY04**

(Includes GEF and Bank Approved, and/or Completed subsequently but excludes Cancelled projects)

Region	Country	Project Name	GEF Amount (US\$ mil)	Bank Amount (US\$ mil)	Total Amount (US\$ mil)	Active Project Status
LCR	Regional (Antigua and Barbuda, Dominica, Grenada, Saint Lucia, St. Kitts and Nevis, St. Vincent and the Grenadines,)	OECS Protected Areas and Associated Sustainable Livelihoods (Formerly St. Lucia Coastal/Wetland Ecosystem Conservation)	3,70	0,00	7,57	ApprovedWB
LCR	Regional (Antigua and Barbuda, Dominica, Grenada, Saint Lucia, St. Kitts and Nevis, St. Vincent and the Grenadines,)	Ship-Generated Waste Management	12,50	11,50	50,50	Completed
LCR	Regional (Belize, Costa Rica, El Salvador, Guatemala, Honduras, Nicaragua, Panama,)	Integrated Ecosystem Management in Indigenous Communities	4,00	0,00	6,50	Approved
LCR	Regional (Brazil, Paraguay, Uruguay, Argentina)	Guarani Aquifer	13,40	0,00	26,76	ApprovedWB
LCR	Regional (Mexico, Guatemala, Belize, Honduras)	Conservation and Sustainable use of the Mesoamerican Barrier Reef	11,00	0,00	24,20	ApprovedWB
LCR	Regional (Nicaragua, Costa Rica, Colombia)	Integrated Silvo-Pastoral Ecosystem Management	4,50	0,00	8,40	ApprovedWB
LCR	Uruguay	Energy Efficiency	6,88	0,00	21,16	ApprovedWB
LCR	Uruguay	Integrated Ecosystem Management	7,00	7,00	19,00	Approved
MNA	Algeria	El Kala National Park and Wetlands Management	9,20	0,00	11,56	Completed
MNA	Egypt	Integrated Solar Thermal Power	49,80	0,00	147,00	Approved
MNA	Egypt	Red Sea Coastal and Marine Resource Management	4,75	0,00	5,73	Completed
MNA	Egypt	Second Matruh Natural Resource Management Project	4,82	15,00	52,82	ApprovedWB
MNA	Iran	Teheran Transport Emissions Reduction	2,00	0,00	4,00	Completed
MNA	Jordan	Conservation of Medicinal and Herbal Plants	5,00	0,00	12,50	ApprovedWB
MNA	Jordan	Gulf of Aqaba Environmental Action Plan	2,70	0,00	12,67	Completed
MNA	Morocco	Protected Areas Management	10,50	0,00	15,70	ApprovedWB
MNA	Morocco	Solar Based Power Thermal Plant	43,20	0,40	113,70	Approved
MNA	Regional	Africa Stock Piles (POPs)	21,00	0,00	56,00	Approved
MNA	Regional	Strategic Action Plan (SAP) for the Red Sea	5,61	0,00	31,26	ApprovedWB
MNA	Regional (Algeria, Morocco, Tunisia)	Oil Pollution Management Project for the Southwest Mediterranean Sea	18,27	0,00	20,00	Completed
MNA	Tunisia	Gulf of Gabes Marine and Coastal Resources Protection	6,06	0,00	8,80	Approved
MNA	Tunisia	Industrial Energy Efficiency	8,50	0,00	31,80	Approved
MNA	Tunisia	Protected Areas Management	5,33	0,00	9,88	ApprovedWB
MNA	Tunisia	Solar Water Heating	4,00	0,00	20,90	ApprovedWB
SAR	Bangladesh	Aquatic Biodiversity Conservation	5,00	28,00	60,80	ApprovedWB
SAR	Bangladesh	Biodiversity Conservation in the Sundarbans Reserved Forest	12,20	0,00	82,20	ApprovedWB
SAR	Bangladesh	Rural Electrification And Renewable Energy Development	8,20	22,15	35,35	ApprovedWB
SAR	Bhutan	Trust Fund for Environmental Conservation	10,00	0,00	12,00	Completed
SAR	India	Alternate Energy (IBRD project Renewable Resources (P010410))	26,00	190,00	450,00	Completed
SAR	India	Ecodevelopment	20,00	28,00	67,00	ApprovedWB
SAR	India	Energy Efficiency	5,00	20,00	37,00	ApprovedWB
SAR	India	Solar Thermal Power	49,00	0,00	245,00	Approved
SAR	Pakistan	Protected Areas Management	10,08	0,00	10,75	ApprovedWB
SAR	Sri Lanka	Conservation and Sustainable Use of Medicinal Plants	4,57	0,00	5,18	ApprovedWB
SAR	Sri Lanka	Energy Services Delivery	5,90	24,20	55,30	Completed
SAR	Sri Lanka	Protected Area Management and Wildlife Conservation Project	10,20	0,00	22,70	ApprovedWB
SAR	Sri Lanka	Renewable Energy for Rural Economic Development	8,00	75,00	133,70	ApprovedWB
	Total:	268	2 626,85	3 614,52	15 187,19	

Note: The number of projects and amounts include the Russia ODS tranches and BS/Danube Partnerships umbrella as well as individual projects.

Medium Sized Projects

Annex

**World Bank Group - GEF Program:
Portfolio through FY04**

(Includes GEF and Bank Approved, and/or Completed subsequently but excludes Cancelled projects)

Region	Country	Project Name	GEF Amount (US\$ mil)	Bank Amount (US\$ mil)	Total Amount (US\$ mil)	Active Project Status
AFR	Cote d'Ivoire	Energy efficiency service market	0,73	0,00	1,00	ApprovedWB
AFR	Gambia	Integrated Marine and Coastal Biodiversity	0,96	0,00	1,75	ApprovedWB
AFR	Ghana	Community-based Integrated Natural Resources Management Project in Okyeman	0,85	0,00	0,85	ApprovedWB
AFR	Global	Global: World Water Vision - Water and Nature - Environment and Ecosystems	0,70	0,00	13,85	Completed
AFR	Kenya	Lewa Wildlife Conservancy and Community Conservation	0,75	0,00	3,94	ApprovedWB
AFR	Mauritius	Restoration of Round Island	0,75	0,00	1,43	ApprovedWB
AFR	Regional	SUPPORT COUNTRIES FOR UNCCD NAT'L REPORT	0,90	0,70	1,80	Approved
AFR	Regional (Botswana, Malawi, Mozambique, Namibia, South Africa, Zambia, Zimbabwe)	Southern Africa Community Outreach Programme for Conservation and Sustainable Use of Biological Resources	0,73	0,00	0,89	Completed
AFR	Regional (Burkina Faso, Cameroon, Egypt, Ethiopia, Ghana, Kenya, Niger, Nigeria, Senegal, South Africa, Zambia, Zimbabwe)	Climate, Water and Agriculture: Impacts on and Adaptation of Agro-Ecological Systems in Africa	0,70	0,00	1,32	ApprovedWB
AFR	Regional (Burundi, Kenya, Rwanda, Tanzania, Uganda,)	Transboundary Diagnostic Analysis and Strategic Action Program Development for the Lake Victoria Basin	1,00	3,00	6,60	Approved
AFR	Regional (Comoros, Mauritius, Seychelles, Madagascar)	Coral Reef Monitoring Network in member states of the Indian Ocean Commission (COI), within the Global Coral Reef Monitoring Network (GCRMN)	0,74	0,00	2,41	ApprovedWB
AFR	Regional (Ethiopia, Madagascar, Niger,)	Integrated Land and Water Management (ILWM) Initiative for Africa	0,98	0,00	0,98	ApprovedWB
AFR	Seychelles	Improving Management of NGO and Privately Owned Nature Reserves and High Biodiversity Islands in Seychelles	0,81	0,00	1,89	ApprovedWB
AFR	Seychelles	Management of Avian Ecosystems	0,74	0,00	1,06	Completed
AFR	Seychelles	Marine Ecosystems Management	0,75	0,00	1,31	ApprovedWB
AFR	South Africa	Concentrating Solar Power for Africa (ESKOM)	0,23	0,00	0,41	Completed
AFR	South Africa	Conservation of Biodiversity in Agricultural Landscapes through Conservation Farming	0,75	0,00	1,71	Completed
AFR	South Africa	Conservation Planning for Biodiversity in the Thicket Biome	0,74	0,00	0,86	Completed
AFR	South Africa	Richtersveld Community Biodiversity Conservation	0,88	0,00	0,88	ApprovedWB
AFR	South Africa	Sustainable Protected Area Development in Namaqualand	0,75	0,00	1,00	ApprovedWB
AFR	Tanzania	Innovations in Livestock and Wildlife Integration Adjacent to Protected areas in Africa	0,88	0,00	2,14	Approved
AFR	Uganda	Kibale Forest Wild Coffee Project	0,75	0,00	0,75	Completed
AFR	Zambia	Sustainable Land Management in the Zambian Miombo Woodland Ecosystem	0,75	0,00	1,35	ApprovedWB
EAP	China	Lake Dianchi Freshwater Biodiversity Restoration	0,98	0,00	1,18	ApprovedWB
EAP	China	Passive Solar Rural Health Clinics	0,75	0,00	1,56	ApprovedWB
EAP	Global	Lake Basins Management Initiative	0,97	0,00	2,21	ApprovedWB
EAP	Indonesia	Aceh Elephant Landscape Conservation	0,72	0,00	1,01	Completed
EAP	Indonesia	Berbak-Sembilang Ecosystem Conservation	0,73	0,00	0,91	ApprovedWB
EAP	Indonesia	Indonesia Forests and Media (INFORM)	0,94	0,00	1,23	ApprovedWB
EAP	Indonesia	Sangihe-Talaud Forest Conservation	0,82	0,00	1,14	ApprovedWB
EAP	Lao PDR	Southern Provinces Renewable Energy	0,74	34,70	35,69	ApprovedWB
EAP	Mongolia	Dynamics of Biodiversity Loss and Permafrost Melt in Lake Hovsgol National Park (targeted research)	0,80	0,00	0,95	ApprovedWB
EAP	Mongolia	Improved Household Stoves	0,75	0,00	1,25	ApprovedWB
EAP	Samoa	Marine Biodiversity Protection and Management	0,90	0,00	0,90	ApprovedWB
EAP	Viet Nam	Chu Yang Sin Nature Reserve	0,97	0,00	0,97	Approved
EAP	Viet Nam	Hai Van Range Green Corridor	1,00	0,00	1,46	ApprovedWB
EAP	Viet Nam	Hon Mun Marine Protected Area Pilot	0,98	0,00	2,11	ApprovedWB
EAP	Viet Nam	Pu-Luong/Cuc Phuong Limestone Landscape	0,72	0,00	0,97	ApprovedWB

Annex

**World Bank Group - GEF Program:
Portfolio through FY04**

(Includes GEF and Bank Approved, and/or Completed subsequently but excludes Cancelled projects)

Region	Country	Project Name	GEF Amount (US\$ mil)	Bank Amount (US\$ mil)	Total Amount (US\$ mil)	Active Project Status
ECA	Croatia	Kopacki Rit Wetlands Management	0,75	1,00	1,85	Completed
ECA	Hungary	Rehabilitation and Expansion of Small Hydro-Plants on the River Raba Project	0,41	0,00	1,40	ApprovedWB
ECA	Macedonia	Mini-Hydro Power Project	0,75	0,00	3,29	ApprovedWB
ECA	Moldova	Biodiversity Conservation in the Lower Dniester Delta Ecosystem	0,98	0,50	2,04	ApprovedWB
ECA	Russian Federation	Khabarovsk Krai Protected Areas Network for Sikhote-Alin Mountain Forest Ecosystems Conservation	0,75	0,00	1,75	ApprovedWB
ECA	Slovak Republic	Conservation and Sustainable Use of Central European Grasslands	0,73	0,00	1,30	ApprovedWB
GLO	Global	Renewable Energy Sustainable Livelihood Projects for Youth	0,80	0,00	1,45	ApprovedWB
GLO	Global	World Bank Development Market Place - Funding Innovative Development Ideas to Benefit the Global Environment	1,00	0,65	2,15	Approved
IFC	Argentina	Efficient Street Lighting (IFC)	0,74	0,00	0,74	Completed
IFC	Hungary	Hungary Energy Efficiency Co-Financing Program 2 (IFC)	0,70	0,00	0,70	ApprovedWB
IFC	Mongolia	Egin-Uur Watershed Conservation Initiative (IFC)	0,98	0,00	0,98	ApprovedWB
IFC	Peru	Biofuels Transportation and Processing Opportunity(IFC)	0,97	0,00	0,97	ApprovedWB
IFC	Peru	Inka Terra Ecotourism (IFC)	0,50	0,00	0,50	ApprovedWB
IFC	Peru	Poison Dart Frog Ranching to Save Rain Forest & Alleviate Poverty (IFC)	0,79	0,00	0,79	ApprovedWB
IFC	Regional (Belize,Bolivia,Costa Rica,Ecuador,El Salvador,Mexico,Panama,Paraguay,Peru,)	EcoEnterprises Fund (IFC/TNC)	1,00	0,00	10,00	ApprovedWB
IFC	Russian Federation	Dvopling Legal & Regulatory Framework for Wind Power	0,73	0,00	0,88	ApprovedWB
IFC	Tanzania	Lolkisale Biodiversity Conservation Support Project(IFC)	0,45	0,00	0,45	ApprovedWB
LCR	Belize	Community Managed Sarstoon Temash Conservation	0,81	0,00	1,07	ApprovedWB
LCR	Belize	Northern Belize Biological Corridors Consolidation and Maintenance	0,72	0,00	3,88	Completed
LCR	Bolivia	Private Protected Areas (PPAs) in Bolivia (PROMETA)	0,68	0,00	1,09	ApprovedWB
LCR	Brazil	Formoso/Bonito River: Integrated Watershed Management and protection	0,97	0,00	2,15	Approved
LCR	Chile	Conservation of the Santiago Foothills	0,73	0,00	4,72	ApprovedWB
LCR	Chile	Valdivian Forest Zone: Private Public Mechanisms for Biodiversity Conservation	0,73	0,00	1,00	ApprovedWB
LCR	Colombia	Archipelago of San Andres: Conservation and Sustainable Use of the Marine Reserves	0,98	0,00	4,16	ApprovedWB
LCR	Colombia	Capacity Building in Biosafety	0,98	0,00	4,45	ApprovedWB
LCR	Colombia	Community-based Management for the Naya Conservation Corridor	0,73	0,00	2,19	ApprovedWB
LCR	Colombia	Conservation and Sustainable use of the Serrania del Baudo	0,73	0,00	2,96	Completed
LCR	Colombia	Mataven Forest - Conservation and Sustainable Development	0,73	0,00	1,37	ApprovedWB
LCR	Costa Rica	Sustainable Cacao Production in Southeastern Costa Rica	0,73	0,00	3,02	ApprovedWB
LCR	Ecuador	Choco-Andean Corridor	0,98	0,00	3,19	Completed
LCR	Ecuador	Coastal Albarradas: Rescuing Ancient Knowledge and Sustainable Use of Biodiversity	0,73	0,00	3,08	Completed
LCR	Ecuador	Conservation of Indigenous Peoples in Pastaza	0,76	0,00	1,01	ApprovedWB
LCR	Ecuador	Monitoring System for the Galapagos Islands	0,94	0,00	1,42	Completed
LCR	Ecuador	Wetland Priorities for Conservation Action	0,72	0,00	0,91	Completed
LCR	El Salvador	Promotion of Biodiversity Conservation within Coffee Landscapes	0,73	0,00	3,81	Completed
LCR	Grenada	Dry Forest Biodiversity Conservation	0,72	0,00	1,13	ApprovedWB
LCR	Guatemala	Community Management of the Bio-Itzá Reserve (Petén)	0,73	0,00	1,48	ApprovedWB
LCR	Guatemala	Management and Protection of Laguna del Tigre National Park	0,72	0,00	1,66	Completed
LCR	Mexico	Biodiversity Conservation through Habitat Enhancement in Productive Landscapes (El Triunfo)	0,73	0,00	2,12	Completed
LCR	Mexico	Oaxaca Sustainable Hill-Side Management Project	0,72	1,57	3,15	ApprovedWB
LCR	Mexico	Private Land Conservation Mechanisms	0,73	0,00	2,54	ApprovedWB
LCR	Nicaragua	Barrier Removal and Forest Habitat Conservation (Coffee/Allspice)	0,73	0,00	12,08	ApprovedWB
LCR	Panama	Effective Protection with Community Participation of the New	0,73	0,00	2,23	ApprovedWB

**World Bank Group - GEF Program:
Portfolio through FY04**

(Includes GEF and Bank Approved, and/or Completed subsequently but excludes Cancelled projects)

Region	Country	Project Name	GEF Amount (US\$ mil)	Bank Amount (US\$ mil)	Total Amount (US\$ mil)	Active Project Status
		Protected Area of San Lorenzo				
LCR	Paraguay	Mbaracayú Biodiversity	0,97	0,00	3,01	ApprovedWB
LCR	Peru	Biodiversity Conservation in the Nanay River Basin	0,75	0,00	1,55	ApprovedWB
LCR	Peru	Collaborative Management for the Conserv. and Sust. Devt. of the (Tumbes) Noroeste Biosphere Reserve	0,73	0,00	2,07	Completed
LCR	Peru	Vilcabamba - Participatory Conservation and Sustainable Development with Indigenous Communities	0,73	0,00	1,14	Completed
LCR	Uruguay	Landfill Methane Recovery Demonstration Project	0,98	0,00	4,11	ApprovedWB
LCR	Venezuela	Conservation & Sustainable Use of the Llanos Ecoregion	0,94	0,00	2,43	ApprovedWB
MNA	Morocco	Energy & Environment Upgrading of Sidi Bernoussi Industrial Park	0,75	0,00	1,50	ApprovedWB
MNA	Syria	Conservation of Biodiversity and Protected Areas Management	0,75	0,00	1,03	ApprovedWB
MNA	Yemen	Coastal Zone Management along the Gulf of Aden	0,73	0,00	0,86	ApprovedWB
MNA	Yemen	Protected Areas Management	0,74	0,00	1,42	ApprovedWB
SAR	India	Capacity Building for Implementation of Cartagena Protocol on Biosafety	1,00	0,00	3,07	ApprovedWB
		Total:	92	72,74	42,12	228,96

Enabling Activities

AFR	Eritrea	Assessment of Capacity Building needs, for Biodiversity, Participation in Clearing house mechanism and Preparation of a second national report	0,17	0,00	0,17	ApprovedWB
AFR	Eritrea	Biodiversity Strategy, Action Plan and National Report to the Conference of the Parties	0,28	0,00	0,28	Completed
AFR	Kenya	Biodiversity Strategy, Action Plan and National Report to the Conference of the Parties	0,16	0,00	0,16	Completed
AFR	Madagascar	National Adaptation Plan of Action	0,45	0,00	0,45	Approved
AFR	Nigeria	National Capacity Needs Self-Assessment for Environmental Management	0,20	0,00	0,20	ApprovedWB
AFR	Sao Tome and Principe	Biodiversity Strategy and Action Plan, First National Report and Clearing House Mechanism	0,16	0,00	0,16	ApprovedWB
AFR	Sao Tome and Principe	National Adaptation Program of Action	0,20	0,00	0,20	Approved
AFR	Togo	Biodiversity Strategy, Action Plan and National Report to the Conference of the Parties	0,24	0,00	0,26	Completed
AFR	Uganda	Biodiversity Strategy, Action Plan and National Report to the Conference of the Parties	0,13	0,00	0,13	Completed
EAP	Indonesia	Biodiversity Strategy and Action Plan (IBSAP)	0,44	0,00	0,44	Completed
EAP	Mongolia	Biodiversity Capacity Needs Assessment	0,20	0,00	0,22	ApprovedWB
EAP	Mongolia	Climate Change Enabling Activity, Phase II	0,10	0,00	0,11	Completed
EAP	Papua New Guinea	Biodiversity Strategy and Action Plan	0,18	0,00	0,18	Completed
ECA	Albania	(PHASE I) Biodiversity Strategy, Action Plan and National Report to the Conference of the Parties	0,11	0,00	0,11	Completed
ECA	Albania	(PHASE II) Assessment of Capacity Building Needs and Country Specific Priorities in Biodiversity	0,00	0,00		Approved
ECA	Belarus	Enabling the Republic of Belarus to prepare its First National Communication in Response to its Commitments under the UNFCCC	0,31	0,00	0,31	Completed
ECA	Croatia	Biodiversity Strategy, Action Plan and National Report to the Conference of the Parties	0,10	0,00	0,10	Completed
ECA	Czech Republic	Biodiversity Strategy, Action Plan, National Report to the Conference of the Parties, and CHM	0,10	0,00	0,10	Completed
ECA	Georgia	(PHASE I) Biodiversity Strategy, Action Plan and National Report to the Conference of the Parties	0,12	0,00	0,12	Completed
ECA	Kyrgyzstan	Biodiversity Strategy, Action Plan and National Report to the Conference of the Parties	0,11	0,00	0,11	Completed
ECA	Lithuania	Biodiversity Strategy, Action Plan and National Report to the Conference of the Parties	0,07	0,00	0,07	Completed
ECA	Macedonia	Biodiversity Strategy, Action Plan, National Report, Clearing House Mechanism; Assessment of Capacity Building, and CHM	0,34	0,00	0,37	ApprovedWB

Annex

**World Bank Group - GEF Program:
Portfolio through FY04**

(Includes GEF and Bank Approved, and/or Completed subsequently but excludes Cancelled projects)

Region	Country	Project Name	GEF Amount (US\$ mil)	Bank Amount (US\$ mil)	Total Amount (US\$ mil)	Active Project Status
		(Phase I)				
ECA	Moldova	(PHASE I) Biodiversity Strategy, Action Plan and National Report to the Conference of the Parties, and CHM	0,13	0,00	0,13	Completed
ECA	Moldova	(PHASE II) Assessment of Capacity Building Needs and Country Specific Priorities in Biodiversity	0,30	0,00	0,34	Completed
ECA	Moldova	POPS Initiative	0,41	0,00	0,41	ApprovedWB
ECA	Slovak Republic	(Phase I) Biodiversity Strategy, Action Plan and National Report to the Conference of the Parties	0,08	0,00	0,08	Completed
ECA	Slovenia	(PHASE I) Biodiversity Strategy, Action Plan, National Report to the Conference of the Parties, and CHM	0,09	0,00	0,09	Completed
ECA	Ukraine	(Phase I) Biodiversity Strategy, Action Plan and National Report to the Conference of the Parties	0,11	0,00	0,12	Completed
ECA	Ukraine	(Phase II) Assessment of Capacity Building Needs and Country Specific Priorities in Biodiversity, and CHM	0,32	0,00	0,37	ApprovedWB
LCR	Argentina	ENABLING ACTIVITY CONVENTION CLIMATE CHA	1,14	0,00	1,64	ApprovedWB
LCR	Colombia	Colombia POPs Enabling Activity	0,50	0,00	0,87	ApprovedWB
LCR	Dominican Republic	Biodiversity Strategy, Action Plan and National Report to the Conference of the Parties	0,23	0,00	0,23	ApprovedWB
LCR	Haiti	Biodiversity Strategy, Action Plan and National Report to the Conference of the Parties	0,26	0,00	0,26	ApprovedWB
LCR	Mexico	Mexico POPs	0,50	0,00	0,86	Approved
LCR	Regional (Antigua and Barbuda, Argentina, Belize , Bolivia, Brazil, Chile, Colombia, Costa Rica, Dominica, Dominican Republic, Ecuador, El Salvador, Grenada, Guatemala, Guyana, Haiti, Honduras, Jamaica, Mexico, Nicaragua, Panama, Paraguay, Peru, Saint Lucia, St. Kitts and Nevis)	Inter-American Biodiversity Information Network (IABIN)	6,00	0,00	34,93	ApprovedWB
LCR	Regional (Saint Vincent, the Grenadines)	Enabling Activity for Climate Change	0,34	0,00	0,34	ApprovedWB
MNA	Tunisia	Biodiversity Strategy, Action Plan and National Report to the Conference of the Parties	0,09	0,00	0,09	Completed
	Total:	37	14,65	0,00	45,00	

TABLE 2 - A
Biodiversity

ID	Focal Area	Region	Country	Project Name	FY 04 PSR Ratings		FY 04 PSR Ratings					
					GO	IP	FM	FP	PM	M&E	PI	GC
260	B	AFR	Benin	National Parks Conservation and Management	S	S	S	S	S	S	HS	S
1170	B	AFR	Burkina Faso	Partnership for Natural Ecosystem Management (PAGEN)	S	S	S	S	S	S	S	S
123	B	AFR	Ethiopia	Conservation and Sustainable Use of Medicinal Plants	S	S	S	S	S	S	NA	S
991	B	AFR	Gambia	Integrated Marine and Coastal BD	NR	NR	NA	NA	NA	NA	NA	NA
553	B	AFR	Ghana	Natural Resource Management	S	S	S	S	S	S		
973	B	AFR	Ghana	Northern Savanna BD Conservation (NSBC) Project	U	S	S	S	S	S	S	S
871	B	AFR	Kenya	Lewa Wildlife Conservancy and Community Conservation (MSP)	S	S	S	S	S	S	S	S
411	B	AFR	Madagascar	Environment Program Support		U	U	U	S	S	U	U
173	B	AFR	Malawi	Mulanje Mountain BD	S	S	S	U	S	U	S	S
1173	B	AFR	Mauritius	Restoration of Round Island (MSP)	S	S	S	S	S	S	S	S
489	B	AFR	Mozambique	Coastal and Marine BD Management	S	S	S	S	S	S	NR	S
13	B	AFR	Regional (Burkina Faso, Cote d'Ivoire)	West Africa Pilot Community-Based Natural Resource and Wildlife Management (GEPRENAF)	S	U	S	U	S	S	S	U

Annex

ID	Focal Area	Region	Country	Project Name	FY 04 PSR Ratings		FY 04 PSR Ratings					
					GO	IP	FM	FP	PM	M&E	PI	GC
668	B	AFR	Regional (Lesotho)	Maloti/ Drakensberg Mountain Transfrontier BD Conservation	S	S	S	S	S	S	S	S
668	B	AFR	Regional (South Africa)	Maloti/ Drakensberg Mountain Transfrontier BD Conservation	S	S	S	S	S	S	S	S
673	B	AFR	Seychelles	Marine Ecosystems Management (MSP)	S	S	S	S	S	S	S	S
524	B	AFR	South Africa	Cape Peninsula BD	S	S	S	S	S	S	S	S
833	B	AFR	South Africa	Sustainable Protected Area Development in Namaqualand (MSP)	S	S	S	S	S	S	S	S
425		AFR	Uganda	Protected Areas Management and Sustainable Use (PAMSU)	S	S	S	S	S	S	S	S
564	B	EAP	Cambodia	BD and Protected Areas Management	S	S	S	S	S	S	S	S
891	B	EAP	China	Lake Dianchi Freshwater BD Restoration	U	U	U	U	U	NA	NA	S
913	B	EAP	China	Sustainable Forestry Development	S	S	S	S	S	S	S	S
693	B	EAP	Indonesia	Berbak-Sembilang Ecosystem Conservation (MSP)	S	S	S	NR	S	S	NR	S
292	B	EAP	Indonesia	Coral Reef Rehabilitation and Management Project (COREMAP)	S	S	S	S	S	S	S	S
1430	B	EAP	Indonesia	Indonesia Forests and Media (INFORM)	S	HS	S	S	S	S	NA	NA
981	B	EAP	Indonesia	Sangihe-Talaud Forest Conservation (MSP)	S	S	S	NR	S	S	S	S
225	B	EAP	Papua New Guinea	Forestry and Conservation	U	S	S	S	S	S	S	U

Annex

ID	Focal Area	Region	Country	Project Name	FY 04 PSR Ratings		FY 04 PSR Ratings					
					GO	IP	FM	FP	PM	M&E	PI	GC
885	B	EAP	Samoa	Marine BD Protection & Management (MSP)	S	S	U	S	S	S	S	S
1075	B	EAP	Viet Nam	Pu-Luong/Cuc Phuong Limestone Landscape (MSP)	NR	NR	NR	NR	NR	NR	NR	NR
887	B	EAP	Viet Nam	Hon Mun Marine Protected Area Pilot (MSP)	HS	HS	S	HS	HS	S	S	S
389	B	ECA	Armenia	Natural Resources Management and Poverty Reduction	S	S	S	S	S	S	S	S
1065	B	ECA	Croatia	Karst Ecosystems Conservation Project	S	S	S	S	HS	S	HS	NR
789	B	ECA	Georgia	Integrated Coastal Zone Management	S	S	S	S	S	S	S	S
655	B	ECA	Georgia	Protected Areas Development	S	U	S	U	S	S	S	S
952	B	ECA	Moldova	BD Conservation in the Lower Dniester Delta Ecosystem (MSP)	S	U	S	NA	S	S	S	U
232	B	ECA	Regional (Kyrgyzstan, Kazakhstan, Uzbekistan)	Central Asia Transboundary BD	S	S	S	S	S	S	S	HS
461	B	ECA	Romania	BD Conservation Management	S	S	S	S	HS	S	S	HS
951	B	ECA	Russian Federation	Khabarovsky Krai Protected Areas Network for Sikhote-Alin Mountain Forest Ecosystems Conservation (MSP)	S	S	S	S	S	S	NR	S

Annex

ID	Focal Area	Region	Country	Project Name	FY 04 PSR Ratings		FY 04 PSR Ratings					
					GO	IP	FM	FP	PM	M&E	PI	GC
950	B	ECA	Slovak Republic	Conservation and Sustainable Use of Central European Grasslands (MSP)	S	S	S	S	HS	U	HS	HS
460	B	ECA	Turkey	BD and Natural Resource Management Project	U	U	U	S	U	U	U	U
491	B	ECA	Ukraine	BD Conservation in the Azov-Black Sea Ecological Corridor	S	U	U	U	U	S	NR	NR
1310	B	GLO	Global	Critical Ecosystems Partnership Fund (CEPF)								
331	B	IFC	Regional (Latin America)	Terra Capital BD Fund (IFC)	US	US	HU	NA	HU	US	S	S
1252	B	IFC	Mongolia	Egin-Uur Watershed Conservation Initiative (IFC)	S	HS	HS	S	HS	NR	S	HS
1002	B	IFC	Regional (Belize,Bolivia, Costa Rica,Ecuador, El Salvador,Mexico, Panama,Paraguay, Peru,)	EcoEnterprises Fund (IFC/TNC)	PS	S	S	NA	S	U	PS	S
132	B	LCR	Argentina	BD Conservation	S	S	S	S	S	S	S	S

Annex

ID	Focal Area	Region	Country	Project Name	FY 04 PSR Ratings		FY 04 PSR Ratings					
					GO	IP	FM	FP	PM	M&E	PI	GC
719	B	LCR	Bolivia	Achieving the Sustainability of the Bolivian Protected Area System	S	S	S	S	HS	S	S	S
962	B	LCR	Bolivia	Private Protected Areas (PPAs) in Bolivia (PROMETA)	S	S	S	NA	S	S	S	NA
416	B	LCR	Brazil	Brazilian BD Fund (FUNBIO)	S	S	S	S	HS	S	HS	NA
16	B	LCR	Brazil	National BD Project (PROBIO)	S	S	S	U	S	S	HS	S
788	B	LCR	Brazil	Amazon Region Protected Areas	S	S	S	U	S	S	S	S
1251	B	LCR	Brazil	BD Protection in Parana	S	S	S	NR	S	S	S	S
929	B	LCR	Chile	Conservation of the Santiago Foothills (MSP)	S	S	S	S	S	S	S	S
750	B	LCR	Chile	Valdivian Forest Zone: Private Public Mechanisms for BD Conservation (MSP)	S	S	S	S	S	S	S	S
897	B	LCR	Colombia	Andes Region - Conservation and Sustainable Use of BD	S	S	S	S	S	S	S	S
893	B	LCR	Colombia	Archipelago of San Andres: Conservation & Sustainable Use of Marine Reserves (MSP)	S	S	S	S	S	S	HS	HS
1081	B	LCR	Colombia	Mataven Forest - Conservation and Sustainable Development (MSP)	HS	HS	S	S	S	S	S	HS
215	B	LCR	Costa Rica	BD Resources Development	HS	HS	NR	NR	HS	S	HS	HS

Annex

ID	Focal Area	Region	Country	Project Name	FY 04 PSR Ratings		FY 04 PSR Ratings					
					GO	IP	FM	FP	PM	M&E	PI	GC
902	B	LCR	Costa Rica	Sustainable Cacao Production in Southeastern Costa Rica (MSP)	S	S	S	S	S	S	S	S
1262	B	LCR	Ecuador	Conservation of Indigenous Peoples in Pastaza	HS	HS	HS	S	HS	HS	HS	S
690	B	LCR	Grenada	Dry Forest BD Conservation (MSP)	S	S	S	S	S	S	S	S
1158	B	LCR	Guatemala	Community Management of the Bio-Itzá Reserve (Petén)	S	S	S	S	S	S	S	S
347	B	LCR	Honduras	BD Conservation in Priority Protected Areas	S	S	S	S	S	S	S	U
803	B	LCR	Mexico	COINBIO - IndigeNous and Community Conservation of BD	S	S	S	NA	S	S	S	S
939	B	LCR	Mexico	Consolidation of the Protected Area System (SINAP II)	S	S	S	S	S	S	S	S
802	B	LCR	Mexico	Mesoamerican Biological Corridor	U	U	S	S	U	U	S	S
953	B	LCR	Mexico	Private Land Conservation Mechanisms (MSP)	S	S	S	S	HS	S	S	S
299	B	LCR	Nicaragua	Atlantic Biological Corridor	S	S	U	S	S	S	S	S
518	B	LCR	Panama	Atlantic Mesoamerican Biological Corridor	S	S	S	S	S	S	S	S
875	B	LCR	Panama	Effective Protection with Community Participation of the New Protected Area of San Lorenzo (MSP)	HS	HS	S	S	HS	HS	HS	S
1082	B	LCR	Paraguay	Mbaracayú BD	S	S	S	S	S	S	S	S
1085	B	LCR	Peru	(PROFONANPE II): Participatory Management of Protected Areas	S	S	S	S	S	S	S	U

Annex

ID	Focal Area	Region	Country	Project Name	FY 04 PSR Ratings		FY 04 PSR Ratings					
					GO	IP	FM	FP	PM	M&E	PI	GC
942	B	LCR	Peru	Indigenous Management of Protected Areas in the Amazon	S	S	S	S	S	S	S	S
658	B	LCR	Regional (Mexico, Guatemala, Belize, Honduras)	Conservation and Sustainable use of the Mesoamerican Barrier Reef	S	S	S	S	HS	S	HS	S
664	B	LCR	Venezuela	Conservation & Sustainable Use of the Llanos Ecoregion (MSP)	HS	S	S	S	S	S	S	S
540	B	MNA	Morocco	Protected Areas Management	S	S	S	S	S	S	S	S
438	B	MNA	Syria	Conservation of BD and Protected Areas Management (MSP)	S	S	S	S	S	S	HS	S
439	B	MNA	Tunisia	Protected Areas Management	U	U	S	U	S	NR	NR	S
747	B	MNA	Yemen	Coastal Zone Management along the Gulf of Aden (MSP)	U	U	S	S	S	S	S	S
742	B	MNA	Yemen	Protected Areas Management (MSP)	S	S	S	S	S	S	S	S
840	B	SAR	Bangladesh	Aquatic BD Conservation	S	S	S	S	S	S	S	S
471	B	SAR	Bangladesh	BD Conservation in the Sundarbans Reserved Forest								
62	B	SAR	India	Ecodevelopment	S	S	U	U	S	S	S	S
76	B	SAR	Pakistan	Protected Areas Management	S	S	S	S	S	U	S	S
183	B	SAR	Sri Lanka	Conservation and Sustainable Use of Medicinal Plants	S	S	S	S	S	S	S	S

TABLE 2 - B
Climate Change

ID	Focal Area	Region	Country	Project Name	FY 04 PSR Ratings		FY 04 PSR Ratings					
					GO	IP	FM	FP	PM	M&E	PI	GC
309	C	AFR	Cape Verde	Energy & Water Sector Reform and Development	S	U	S	U	S	S	U	U
630	C	AFR	Cote d'Ivoire	Energy efficiency service market (MSP)	S	S	S	S	S	S	NR	S
688	C	AFR	Guinea	Rural Energy	S							
318	C	AFR	Senegal	Sustainable and Participatory Energy Management	HS	S	S	S	HS	S	HS	HS
1103	C	AFR	Uganda	Energy for Rural Transmission	S	S	S	S	S	S	S	S
918	C	EAP	China	Beijing Second Environment	S	S	S	S	S	S	S	HS
190	C	EAP	China	Energy Conservation	S	S	S	S	S	S	NA	S
552	C	EAP	China	Energy Conserve II	S	S	S	S	S	S	NA	S
189	C	EAP	China	Fuel Efficient Industrial Boilers	S	S	S	S	S	S	NA	S
1165	C	EAP	China	Passive Solar Rural Health Clinics (MSP)	S	S	S	S	S	S	S	S
263	C	EAP	China	Renewable Energy Development	S	S	S	S	S	S	S	S
1006	C	EAP	Indonesia	Western Java Environmental Management	S	S	S	S	S	S	S	S
533	C	EAP	Lao PDR	Southern Provinces Renewable Energy (MSP)	S	S	S	S	S	S	NR	S

Annex

ID	Focal Area	Region	Country	Project Name	FY 04 PSR Ratings		FY 04 PSR Ratings					
					GO	IP	FM	FP	PM	M&E	PI	GC
1059	C	EAP	Mongolia	Improved Household Stoves in Mongolian Urban Centers (MSP)	S	S	HS	S	HS	S	S	S
1000	C	EAP	Philippines	Metro Manila Urban Transport - Marikina Bicycle Network	S	U	S	S	S	S	S	S
884	C	EAP	Thailand	Building Chiller Replacement Program	S	S	S	NR	S	S	S	HS
1261	C	EAP	Viet Nam	SEIER (Renewable Energy component)	S	S	S	S	S	S	S	S
355	C	ECA	Latvia	Solid Waste Management and Landfill Gas Recovery	S	HS	S	HS	HS	HS	S	HS
792	C	ECA	Macedonia	Mini-HydroPower Project (MSP)	HS	HS	S	HS	HS	S	S	HS
34	C	ECA	Poland	Coal-to-Gas Conversion Project	S	S	S	S	S	NR	NR	NR
969	C	ECA	Poland	Zakopane/Podhale Geothermal District Heating and Environment	S	S	S	S	S			
1072	C	ECA	Romania	Energy Efficiency Project	S	S	NR	NR	S	NR	NR	S
1361	C	GLO	Global	Renewable Energy Sustainable Livelihood Projects for Youth								
603	C	IFC	Global	Efficient Lighting Initiative (IFC) Tranche I	HS	HS	HS	N/A	HS	S	S	HS
1282	C	IFC	Global	Efficient Lighting Initiative (IFC) -Tranche II	HS	HS	HS	N/A	HS	S	S	HS
248	C	IFC	Global	Photovoltaic Market Transformation Initiative	PS	PS	PS	PS	PS	PS	PS	PS

Annex

ID	Focal Area	Region	Country	Project Name	FY 04 PSR Ratings		FY 04 PSR Ratings						
					GO	IP	FM	FP	PM	M&E	PI	GC	
				(IFC)									
415	C	IFC	Global	Renewable Energy and Energy Efficiency Fund (IFC)									
538	C	IFC	Global	Solar Development Group (IFC)									
241	C	IFC	Hungary	Energy-Efficiency Co-Financing Program (IFC)	S	S	S	S	HS	S	S	HS	
1330	C	IFC	Hungary	Hungary Energy Efficiency Co-Financing Program 2 (IFC) (MSP)	S	S	S	S	S	S	S	HS	
395	C	IFC	Philippines	CEPALCO Grid-Connected Photovoltaic Distributed Utility Pilot Plant (IFC)	NR	S	S	S	HS	NR	HS	S	
1407	C	IFC	Regional	I-Commercializing Energy Efficiency Finance (CEEF)(IFC) (Tranche I)	S	S	S	S	S	S	S	S	
356	C	LCR	Argentina	Renewable Energy in Rural Markets	S	U	S	S	S	S	NA	S	
431	C	LCR	Brazil	Energy Efficiency	S	S	S	S	S	S	NA	S	
1278	C	LCR	Ecuador	Power and Communications Sector Modernization (PROMECA)	S	U	S	S	S	S	S	S	
937	C	LCR	Mexico	Climate Friendly Measures In Transport	S	S	NR	S	S	S	NR	HS	
934	C	LCR	Mexico	Methane Gas Capture/Landfill Demonstration	HS	S	S	HS	HS	S		HS	

Annex

ID	Focal Area	Region	Country	Project Name	FY 04 PSR Ratings		FY 04 PSR Ratings					
					GO	IP	FM	FP	PM	M&E	PI	GC
935	C	LCR	Mexico	Renewable Energy for Agricultural Productivity (RETS)	S	S	S	S	S	S	S	S
1260	C	LCR	Regional (Antigua & Barbuda, Bahamas, Belize, Dominica, Grenada, Guyana, Jamaica, Saint Lucia, St. Kitts and Nevis, St. Vincent and the Grenadines, Trinidad & Tobago,)	Mainstreaming Adaptation to Climate Change (MACC)	S	S	S	S	S	S	NR	S
1264	C	LCR	Uruguay	Landfill Methane Recovery Demonstration Project (MSP)	S	S	S	S	S	S	S	S
72	C	MNA	Tunisia	Solar Water Heating	S	S	S	S	HS	S	S	S
1327	C	SAR	Bangladesh	Rural Electrification And Renewable Energy Development	S	S	S	S	S	NR	NR	S
601	C	SAR	India	Energy Efficiency	S	U	S	S	S	U	S	U
1384	C	SAR	Sri Lanka	Renewable Energy for Rural Economic Development	S	S	S	S	S	NR	S	S

TABLE 2 - C
PIR 04
International Waters

ID	Focal Area	Region	Country	Project Name	FY 04 PSR Ratings		FY 04 PSR Ratings						
					GO	IP	FM	FP	PM	M&E	PI	GC	
174	I	AFR	Reg. (Comoros, Mauritius, Madagascar, Seychelles)	Western Indian Ocean Oil Spill Contingency Planning	S	S	S	S	S	S	S	S	S
91	I	AFR	Regional (Kenya)	Lake Victoria Environmental Management (46871)	S	S	S	S	S	U	S	S	S
91	I	AFR	Regional (Tanzania)	Lake Victoria Environmental Management (46872)	S	S	S	S	S	U	U	S	S
91	I	AFR	Regional (Uganda)	Lake Victoria Environmental Management (46870)	S	S	U	U	S	S	U	S	S
1366	I	EAP	Global	Lake Basins Management Initiative	S	S	S	S	S	S	S	S	NA
488	I	EAP	Regional (Camb. Thail. Viet.)	Mekong River Water Utilization	S	S	S	NR	S	S	NR	HS	HS
1078	I	ECA	Bulgaria	BS/Wetlands Restoration and Pollution Reduction Project	S	S	S	S	S	S	S	S	S
949	I	ECA	Georgia	Agricultural Research, Extension and Training (Formerly Agric. II)	S	S	S	S	S	S	S	S	S
806	I	ECA	Poland	Rural Environmental Protection	S	S	S	S	S	S	S	S	S
759	I	ECA	Regional	Baltic Sea Development (Tranche 1)	S	S	S	S	S	NR	NR	S	S
250	I	ECA	Regional (Albania, Macedonia)	Lake Ohrid Management	S	S	S	S	S	NR	S	S	S
1063	I	ECA	Romania	BS/ Agricultural Pollution Control Proj.	S	S	HS	HS	HS	S	S	HS	HS

Annex

ID	Focal Area	Region	Country	Project Name	FY 04 PSR Ratings		FY 04 PSR Ratings					
					GO	IP	FM	FP	PM	M&E	PI	GC
565	I	LCR	Argentina	Coastal Contamination Prevention & Marine Management	S	U	S	S	S			
1090	I	LCR	Regional (Brazil, Paraguay, Uruguay, Argentina)	Guarani Aquifer	S	S	NR	S	S	S	S	NR
602	I	MNA	Regional (Red Sea countries)	Strategic Action Plan (SAP) for the Red Sea	S	S	HS	NR	S	NR	S	U

TABLE 2 – D
PIR 04
Multifocal

ID	Focal Area	Region	Country	Project Name	FY 04 PSR Ratings		FY 04 PSR Ratings					
					GO	IP	FM	FP	PM	M&E	PI	GC
1191	M	AFR	Regional (Burkina Faso, Cameroon, Egypt, Ethiopia, Ghana, Kenya, Niger, Nigeria, Senegal, South Africa, Zambia, Zimbabwe,)	Climate, Water and Agriculture: Impacts on and Adaptation of Agro-Ecological Systems in Africa	S	S	S	S	S	NR	HS	NA
1276	M	AFR	Regional (Ethiopia, Madagascar, Niger,)	Integrated Land and Water Management (ILWM) Initiative for Africa	S	S	NR	NR	S	S	S	S
1415	M	AFR	Zambia	Sustainable Land Management...Zambian Miombo Woodland Ecosystem (MSP)	S	S	NR	NR	S	U	NR	S
1325	M	EAP	Mongolia	Dynamics of BD Loss and Permafrost Melt in Lake Hovsgol National Park (targeted research) (MSP)	S	S	S	S	S	S	S	S
534	M	IFC	Global	Small and Medium Scale Enterprise Program (replenishment - IFC)	S	S	S	S	S	NR	PS	S
728	M	LCR	Mexico	Oaxaca Sustainable Hill-Side Management Project (MSP)	HS	HS	HS	S	HS	S	HS	S
888	M	LCR	Nicaragua	Barrier Removal and Forest Habitat Conservation (Coffee/Allspice) (MSP)	S	U	S	S	U	S	NR	NR
1230	M	LCR	Regional (Nicaragua, Costa Rica, Colombia)	Integrated Silvo-Pastoral Ecosystem Management	S	S	S	S	S	S	S	S

TABLE 3
Council but not Bank Approved

World Bank Group – GEF Program							
GEF Council but Not yet Bank Board Approved Projects							
(for FY2004 PIR)							
PROD_ID	Focal Area	Region	Country	Project Name	GEF Amount (US\$ mil)	Project Development Status	Active_Project_Status
69896	M	AFR	Benin	Program for the Management of Forests and Adjacent Lands	6,00	PDF activities are going on. Preparation of Project Brief for submission - CEO endorsement. Board approval expected in FY04.	Approved
73358	C	AFR	Burkina Faso	Energy Sector Reform and Development	3,20	Project brief was approved on May 17, 2002. Board approval in FY04. Preparing for CEO endorsement.	Approved
37583	B	AFR	Cote D'Ivoire	Natnl Protected Areas Management	16,00	Board approval is expected in FY04. The Project Document is under final preparation for CEO endorsement.	Approved
77380	C	AFR	Ethiopia	Energy Access Project - Renewable Energy	4,93	PDF activities are under preparation. Project brief has been submitted for May council meeting and has been approved.	Approved
49513	B	AFR	Guinea-Bissau	Coastal and Biodiversity Management Program	4,80	PDF activities are under implementation. Project brief was approved in the May 2003 council. Project team is preparing for the Board approval.	Approved
52402	B	AFR	Mali	GOURMA Biodiversity Conservation	5,50	The Decision Meeting was conducted in September 25, 2002. Appraisal mission was undertaken in October 2002. The plans and the issues were discussed with the Government regarding the project implementation. The PAD is being finalized for the Board Approved	Approved

**World Bank Group – GEF Program
GEF Council but Not yet Bank Board Approved Projects
(for FY2004 PIR)**

PROD_ID	Focal Area	Region	Country	Project Name	GEF Amount (US\$ mil)	Project Development Status	Active_Project_Status
70700	M	AFR	Rwanda	Integrated Protection and Management of Critical Ecosystems	4,30	Supervision mission was conducted in June 2002 to work with the consultants and key Government persons implementing the PDF B. Draft PAD is being prepared. PDF B activities are still going on and is being monitored.	Approved
70530	C	AFR	Senegal	Senegal Electricity Service for Rural Areas project	5,00	Preparation for the Board approval is going on for the scheduled Board date in December 2003.	Approved
68975	B	AFR	Swaziland	Biodiversity Conservation and Participatory Development	5,50	PDF activities are under implementation. A workshop was conducted for two days to discuss the global and national issues of biodiversity conservation. Project brief has been approved in May 2003 council.	Approved
67625	C	EAP	China	Renewable Energy Scale-Up Program (Phase 1)	40,22	The GoC has confirmed their commitment to the project. Project Management Office has been restructured and staffed. Four pilot provinces have been selected. Preliminary discussions was held and the preparation on the investment programs is currently under	Approved
71464	C	ECA	Croatia	Renewable Energy Resources Project	6,00	Project preparations are underway. PDF-B (Preparation grant) was extended through 10/31/2004. Main cause of delay is the political nature. A mission was undertaken July 2004 to continue preparations for the project, and to ensure every step is taken to	Approved

World Bank Group – GEF Program
GEF Council but Not yet Bank Board Approved Projects
(for FY2004 PIR)

PROD_ID	Focal Area	Region	Country	Project Name	GEF Amount (US\$ mil)	Project Development Status	Active_Project_Status
70246	C	ECA	Poland	Energy Efficiency Project	11,00	MoF transferred ownership and responsibility of the project to MoELSP. Therefore, MoELSP would be the Recipient and BGK the Executing Agency of the grant. There have been two reasons for long preparation time (i) change of project scope and (ii) recent a	Approved
69053	I	ECA	Regional	BS/Danube Strategic Partnership for Nutrient Reduction (Tranche 2)	16,00	The request for Tranche 2 of the BSDS together with the Progress Report of the Investment Fund was recommended to WP inclusion for the (May/2002 Council Session). Due to GEF funding constraint, the amount requested for this tranche has been reduced to \$1	Approved
69053	I	ECA	Regional	BS/Danube Strategic Partnership for Nutrient Reduction (Tranche 3)	34,00	Tranche 3 in the amount of US\$34.0 million was approved on May Council 2003.	Approved
78277	C	ECA	Regional	Geothermal Energy Development Strategic Partnership in Europe & CA (Tranche 1)	25,00	Geothermal Development Fund paper was approved by Council at its May 2003 session for the overall amount of \$25 million to be released and provided in two tranches: \$8 million for Pilot Phase and \$17 million for full implementation phase to be requested i	Approved
51829	C	ECA	Slovak Republic	(Chemosvit) Industrial Co-generation Project	2,00	The project was CANCELLED on 7/2003 at the request of Chemosvit (Recipient) due to significant changes in energy prices that put the project's viability at risk. Project preparation was delayed significantly by the privatization of Chemosvit. During thi	Cancelled

**World Bank Group – GEF Program
GEF Council but Not yet Bank Board Approved Projects
(for FY2004 PIR)**

PROD_ID	Focal Area	Region	Country	Project Name	GEF Amount (US\$ mil)	Project Development Status	Active_Project_Status
502468	B	IFC	Indonesia	Komodo Tourism (IFC)	5,00	Awaiting confirmation of concession from the Minister of Forestry. Final CEO endorsement and Management Approval expected in April or May 2003./	Approved
6211	C	LCR	Brazil	Biomass Power Commercial Demonstration	40,00	Re-structuring of of this project under discussion with parties.	Approved
57093	B	LCR	Colombia	Conservation of Biodiversity in the Sierra Nevada de Santa Marta	9,00	Board approval delayed because of indigenous community issues. The PDF Block B Completion Report was completed on April 16, 2002. Discussions are underway to re-formulate the project without an endowment fund, thus reducing the GEF contribution by up to	Approved
37003	B	LCR	Guyana	National Protected Areas System	6,00	Discussions are underway with GOG on redesign of the project to adopt a long-term programmatic approach for the establishment of a protected areas system in Guyana. First phase would include institutional strengthening, and strategic planning based on th	Approved
77717	C	LCR	Mexico	Large-Scale Renewable Energy Development Project (Strategic Partnership on Renewables)	25,00	Project was approved into the Work Program at the Council in May 2003.	Approved

**World Bank Group – GEF Program
GEF Council but Not yet Bank Board Approved Projects
(for FY2004 PIR)**

PROD_ID	Focal Area	Region	Country	Project Name	GEF Amount (US\$ mil)	Project Development Status	Active_Project_Status
66426	C	LCR	Mexico	Solar Thermal Integrated Cycle Project	49,35	After a change in legislation, and in administration; the Project has been included as an option in an IPP tender document. Only if the winning bidder selects the solar option consistent with the original project design, will the project proceed.	Approved
41396	C	MNA	Morocco	Solar Based Power Thermal Plant	43,20	The project was approved by the Council in May 1999. Subsequently, a PDF C grant (\$700,000) was approved. The project preparation is proceeding satisfactorily. The project is complex and preparation time is longer than usual. The implementing agency, ONE,	Approved
75776	M	MNA	Regional	Africa Stock Piles (POPs)	21,00	PDF B activities are ongoing. PAD is being prepared and Board approval expected in FY04. The Preappraisal mission was undertaken in March 2003. The mission discussed prospects for countries to pre-finance and undertake early start up activities that could	Approved
43021	C	SAR	India	Solar Thermal Power	49,00	The project has to go to the Bank Board. However, there are serious technical and financial risks that the Bank recognizes which are under discussion with KfW. The next step are receipt of a joint letter to the Indian government: (i) outlining the common	Approved

TABLE 4
Bank Approved but Not Effective

World Bank Group - GEF Program Bank Board Approved but Not Effective Projects (for FY2004 PIR)												
PROD_ID	Focal Area	Region	Country	Project Name	GEF Approval	Bank Approval	Effectiveness	GEF Amount (US\$ mil)	MSPs	Project Development Status	Active_Project_Status	OP #
70252	I	AFR	Regional (Cameroon, Central African Republic, Chad, Niger, Nigeria)	Reversal of Land and Water Degradation Trends in the Lake Chad Basin Ecosystem	#####	21-janv-03		2,90	No	Board approval received January 21, 2003. The Grant Agreement was signed on April 22nd, 2003, in N'Djamena, Chad by Lake Chad Basin Commission Executive Secretary on behalf of the member states and Country Director for Chad, Cameroon, and Central African	Approved WB	9
57234	B	AFR	Tanzania	Eastern Arc Forests Conservation and Management Project	10-déc-01	03-juil-03		7,00	No	Board approved the project on July 3, 2003. Implementation of the project plans are under preparation.	Approved WB	3
71525	M	ECA	Kazakhstan	Drylands Management Project	15-oct-02	19-juin-03		5,27	No	Overall, project implementation progress and achievement of development objectives are satisfactor. A supervision mission was undertaken on August 7th to evaluate project progress, address any issues arising out of project implementation and agree on res	Approved WB	12

World Bank Group - GEF Program Bank Board Approved but Not Effective Projects (for FY2004 PIR)												
PROD_ID	Focal Area	Region	Country	Project Name	GEF Approval	Bank Approval	Effectiveness	GEF Amount (US\$ mil)	MSPs	Project Development Status	Active Project Status	OP #
	I	ECA	Slovenia	EBRD Environmental Credit Facility (formerly National Pollution Reduction Project)	15-oct-02	##### ##		9,91	No	The project was endorsed by GEFSEC CEO on 8/23/2003.	Approved WB	8
	C	IFC	Ecuador	ENDESA/BOTROS Afforestation	19-mai-92	18-juin-92		2,00	No	After the project was approved by the GEF participants and the IFC management on 6/18/1992, concerns were raised by GEF/NGO Task force and local NGOs. An independent evaluation of the project. Because of increased cost associated with new requirements,	Cancelled	3
68292	B	LCR	Guatemala	Western Altiplano Integrated Natural Resource Management	#####	27-mai-03		8,00	No	Project received Council approval 3/01 and World Bank Board approval 05/27/03. Approval of the project by the Congress of the Republic of Guatemala is pending. As the project is fully-blended with an IBRD loan, effectiveness of the GEF portion is depend	Approved WB	3

World Bank Group - GEF Program Bank Board Approved but Not Effective Projects (for FY2004 PIR)												
PROD_ID	Focal Area	Region	Country	Project Name	GEF Approval	Bank Approval	Effectiveness	GEF Amount (US\$ mil)	MSPs	Project Development Status	Active_Project_Status	OP #
77281	M	MNA	Egypt	Second Matruh Natural Resource Management Project	15-mai-02	##### ##		4,82	No	Project has been approved for Work Program entry on May 15, 2002. Appraisal mission scheduled June 15, 2002 and Board Presentation December 12, 2002.	Approved WB	12
69847	B	MNA	Jordan	Conservation of Medicinal and Herbal Plants	15-oct-02	06-mai-03		5,00	No	PDF-B was approved on March 24, 2000. To date about 2/3 of the funds have been used or committed. PCD review took place on May 9, 2002. The Project Brief will be submitted at the July 2002 Intersessional Work Program.	Approved WB	1
72076	B	SAR	Sri Lanka	Protected Area Management and Wildlife Conservation Project	01-nov-00	15-oct-00		10,20	No	The World Bank is the Implementing Agency for this project, which is being executed by ADB. MOU between World Bank and ADB for project implementation signed by two parties and now effective. The technical assistance consultants are now in place (14 months	Approved WB	3

Table 5
Closed Projects included in PIR FY 04

WORLD BANK GROUP PROJECTS INCLUDED IN THE FY04 GEF PROJECT IMPLEMENTATION REVIEW (Closed during FY2004)									
Focal Area	Region	Country	Project Name	GEF Amount (US\$ mil)	Effectiveness	Closing	ICR Date	ICR Comments	ICR Received or not?
B	AFR	Mozambique	Transfrontier Conservation Areas Pilot and Institutional Strengthening	5,00	21-mai-97	30-sept-03	#####		Y
B	AFR	Regional	Regional Environment Information Management Project (REIMP)	4,08	21-avr-98	30-juin-03		This project was not listed as closed project in PIR2003 as an ICR was being prepared.	
B	AFR	South Africa	Conservation of Biodiversity in Agricultural Landscapes through Conservation Farming	0,75	05-févr-00	#####			
B	AFR	South Africa	Conservation Planning for Biodiversity in the Thicket Biome	0,74	14-juin-00	30-juin-04	30-sept-04		
B	EAP	Indonesia	Aceh Elephant Landscape Conservation	0,72	17-déc-99	31-déc-03			Y
C	EAP	Indonesia	Solar Home Systems (SHS)	24,30	01-oct-97	31-déc-03	30-juin-04		
B	ECA	Croatia	Kopacki Rit Wetlands Management	0,75	14-juin-99	01-sept-03	27-avr-04		
B	ECA	Russian Federation	Biodiversity Conservation Management	20,10	27-nov-96	30-sept-03	#####		
C	LCR	Costa Rica	Tejona Wind Power	3,30	24-nov-95	31-déc-02		ICR for this project has been pending for a couple of years. ENVGC is following up on IDB to submit an acceptable ICR.	
B	LCR	Ecuador	Choco-Andean Corridor	0,98	14-juil-00	31-juil-03	31-janv-04		
B	LCR	Ecuador	Coastal Albarradas: Rescuing Ancient Knowledge and Sustainable Use of Biodiversity	0,73	24-août-00	31-août-03	28-févr-04		
B	LCR	Mexico	Protected Areas Program (FANP)	16,39	09-juil-97	30-juin-03	06-nov-03	Final ICR was not provided to ENVGC last year.	

TABLE 6
MTRs Received

Region	Country	Project	MTR Date	Main Findings
AFR	South Africa	Conservation of Biodiversity in Agricultural Landscapes through Conservation Farming	June 23, 2003	
AFR	South Africa	Conservation Planning for Biodiversity in the Thicket Biome	July 1, 2003 - September 30, 2003	
AFR	South Africa	Sustainable Protected Area Development in Namaqualand (MSP)	May 1- 4, 2003	
EAP	China	Passive Solar Rural Health Clinics (MSP)	December 1-10, 2003	
EAP	China	Renewable Energy Development	April 12 - 24, 2004	
EAP	Mongolia	Improved Household Stoves in Mongolian Urban Centers (MSP)	April 20 - 24, 2004	
ECA	Regional (Kyrgyzstan, Kazakhstan, Uzbekistan)	Central Asia Transboundary Biodiversity	August 19 - September 3, 2003	
ECA	Turkey	Biodiversity and Natural Resource Management Project	October 14 - 29, 2003	
MNA	Yemen	Coastal Zone Management	June 22-29, 2004	
MNA	Yemen	Protected Areas Management (MSP)	June 22 - 29, 2004	
AFR	Benin	National Parks Conservation and Management	November 3-19, 2003	
AFR	Cote d'Ivoire	Energy efficiency service market (MSP)	March-April, 2002*	
AFR	Ethiopia	Conservation and Sustainable Use of Medicinal Plants	February 23-March 9, 2004	
AFR	Ghana	Natural Resource Management	May 28-June 22, 2001	
AFR	Regional (Kenya)	Lake Victoria Environmental Management (46871)	April 12-19, 2004	
AFR	Mauritius	Restoration of Round Island (MSP)	March 2003	
AFR	Mozambique	Coastal and Marine Biodiversity Management	April 21-May 5, 2003	
AFR	Regional	Maloti/ Drakensberg	November 2000-	

Annex

Region	Country	Project	MTR Date	Main Findings
	(Lesotho)	Mountain Transfrontier Biodiversity Conservation	May 2001	
AFR	Regional (Burkina Faso, Cote d'Ivoire)	West Africa Pilot Community-Based Natural Resource and Wildlife Management (GEPRENAF)	May 2-15, 1999	
AFR	Regional (Comoros, Mauritius, Seychelles, Madagascar)	Coral Reef Monitoring Network in member states of the Indian Ocean Commission (COI), within the Global Coral Reef Monitoring Network (GCRMN) (MSP)	2001-2004	
AFR	Reg. (Comoros, Mauritius, Madagascar, Seychelles)	Western Indian Ocean Oil Spill Contingency Planning	December 2000	
AFR	Senegal	Sustainable and Participatory Energy Management	May 6-24, 2002	
AFR	South Africa	Cape Peninsula Biodiversity	September 24 - October 9, 2000	

*Projects highlighted in yellow have MTRs which should not have been included in PIR FY 04.

TABLE 7

**Mid-Term Reviews Planned for FY 05
MTRs Expected in FY05**

Country	Project	MTR Date
AFR		
Ghana	Northern Savanna Biodiversity Conservation Project	05/09/2005
Lesotho	Maloti Drakensburg Mountain Transfrontier	01/31/2005
South Africa	Maloti Drakensburg Mountain Transfrontier	01/31/2005
Uganda	Energy for Rural Transmission	10/18/2004
EAP		
China	Energy Conservation II	1/31/2005
China	Sustainable Forestry Development	4/30/2005
ECA		
Armenia	Natural Resource Management	05/20/2005
Bulgaria	Wetland Restoration	01/15/2005
Croatia	Karst Ecosystem Conservation	09/30/2004
Georgia	Protected Area Development	05/09/2005
Lithuania	Vilnius Heat Demand Management	06/01/2005
Regional	Baltic Sea Development	11/30/2004
Romania	Energy Efficiency	06/30/2005
Romania	Agricultural Pollution Control	12/13/2004
Ukraine	Azoz Black Sea Corridor Biodiversity Conservation	01/17/2005
LCR		
Brazil	GEF BR Amazon Regional Protected Areas	04/30/2005
Colombia	GEF CO-HIGH ANDES	11/15/2004
Costa Rica	GEF CR-Ecomarkets	08/30/2004
Ecuador	EC-Power and Communication Sctrs Modernization and Rural Services	09/27/2004
Mexico	GEF MX Consolidated Protected Areas (SINAP II)	06/20/2005
Mexico	GEF MX-Climate Measures in Transport	09/06/2004
Mexico	GEF MX-Meso American Corridor	11/09/2004
Regional	GEF MACC 6R Mainstreaming Adaptation to Climate	06/30/2005
Regional	GEF 6L-Guarani Aquifer Project	05/10/2005
Regional	GEF 6L-Silvopastoral Integr. Ecosyst. Mgt.	03/14/2005
MNA		
Morocco	Protected Areas Management	TBC
Tunisia	Protected Areas Management	March 2005 (TBC)

TABLE 8
ICRs Received

Region	Country	Project	Outcome Rating	Sustainability Rating
AFR	Regional	Regional Environment Information Management Project (REIMP)	S	UN
AFR	Mozambique	Transfrontier Conservation Areas Pilot and Institutional Strengthening	S	L
AFR	Regional	West Africa Pilot Community-Based Natural Resource and Wildlife Management (GEPRENAF)	S	UN
AFR	Cameroon	Biodiversity Conservation and Management	S	L
AFR	Madagascar	Environment Program Support	S	UN
EAP	China	Sichuan Gas Transmission and Distribution	S	HL
EAP	Indonesia	Aceh Elephant Landscape Conservation		
EAP	Indonesia	Solar Home Systems (SHS)	U	L
EAP	Philippines	Conservation of Priority Protected Areas	U	UN
ECA	Regional	Water and Environmental Management of the Aral Sea Basin	U	L
ECA	Russian Federation	Biodiversity Conservation Management	S	L
LCR	Mexico	Protected Areas Program (FANP)	HS	HL

TABLE 9
Implementation Completion Reports *Planned* for FY 05
ICRs Expected in FY05

Country	Project	ICR Date
AFR		
Regional	West Africa Pilot Community-Based Natural Resource	12/2004
Regional	Western Indian Ocean Oil Spills	12/18/2004
MSPs		
Cote d'Ivoire	Energy Efficiency Service Market	5/2005
Seychelles	Marine Ecosystem Management	12/2004
South Africa	Conservation Planning in Thicket Biome	12/2004
South Africa	Conservation of Biodiversity in Agricultural	12/2004
EAP		
China	Fuel Efficient Industrial Boilers	12/31/2004
Indonesia	COREMAP I	01/31/2005
ECA		
Latvia	Solid Waste Management and Landfill	TBC
Poland	Rural Environmental Protection	TBC
Poland	Coal-to-Gas Conversion	TBC
Regional	Lake Ohrid Management	TBC
Russia	ODS Phase-out (tranche 3)	TBC
Ukraine	ODS Phase-out	TBC
LAC		
Brazil	BR Energy Efficiency (GEF)	12/31/2004
Honduras	GEF HN-Biodiversity Conservation	10/31/2004
Mexico	Oaxaca Sustainable Hill-Side Management Project	06/30/2005
Nicaragua	Barrier Removal and Forest Habitat Conservation	09/30/04
Nicaragua	Atlantic Biological Corridor	06/30/2005
Panama	GEF PA-PAMBC	06/30/2005
MNA		
Tunisia	Solar Water Heating	12/2004